

Contents

American National Standards

Call for Comment on Standards Proposals	2
Call for Members (ANS Consensus Bodies)	7
Final Actions	10
Project Initiation Notification System (PINS)	12
ANS Maintained Under Continuous Maintenance	15
ANSI-Accredited Standards Developers Contact Information	16
Announcement of Procedural Revisions	17

International Standards

IEC Draft Standards	18
ISO and IEC Newly Published Standards	20
Proposed Foreign Government Regulations	22
Information Concerning	23

American National Standards

Call for comment on proposals listed

This section solicits public comments on proposed draft new American National Standards, including the national adoption of ISO and IEC standards as American National Standards, and on proposals to revise, reaffirm or withdraw approval of existing American National Standards. A draft standard is listed in this section under the ANSI-accredited standards developer (ASD) that sponsors it and from whom a copy may be obtained. Comments in connection with a draft American National Standard must be submitted in writing to the ASD no later than the last day of the comment period specified herein. Such comments shall be specific to the section(s) of the standard under review and include sufficient detail so as to enable the reader to understand the commenter's position, concerns and suggested alternative language, if appropriate. Please note that the ANSI Executive Standards Council (ExSC) has determined that an ASD has the right to require that interested parties submit public review comments electronically, in accordance with the developer's procedures.

Ordering Instructions for "Call-for-Comment" Listings

1. **Order from the organization indicated for the specific proposal.**
2. **Use the full identification in your order, including the BSR prefix; for example, Electric Fuses BSR/SAE J554.**
3. **Include remittance with all orders.**
4. **BSR proposals will not be available after the deadline of call for comment.**

Comments should be addressed to the organization indicated, with a copy to the Board of Standards Review, American National Standards Institute, 25 West 43rd Street, New York, NY 10036. Fax: 212-840-2298; e-mail: psa@ansi.org

* Standard for consumer products

Comment Deadline: July 2, 2017

ASPE (American Society of Plumbing Engineers)

Revision

BSR/WQA/ASPE/NSF S-802-201x, Sustainable Media Products for Water Treatment (revision of ANSI/WQA/ASPE/NSF S-802-2014)

The scope of this voluntary product sustainability certification standard includes activated carbon and ion exchange resin (or blends thereof) commonly utilized in the treatment of drinking water for any of the following end-use applications: point of use (POU) systems or products, point of entry (POE) systems, commercial/industrial systems, and municipal supplies. The requirements of this standard shall be applicable to all production facilities, owned or controlled by the applicant company, encompassing all phases of production.

[Click here to view these changes in full](#)

Send comments (with copy to psa@ansi.org) to: Gretchen Pienta, (847) 296-0002, gpienta@aspe.org

AWS (American Welding Society)

Revision

BSR/AWS D1.3/D1.3M-201x, Structural Welding Code-Sheet Steel (revision of ANSI/AWS D1.3/D1.3M-2007)

This code contains the requirements for arc welding of structural sheet/strip steels, including cold-formed members, collectively referred to as "sheet steel," which are equal to or less than 3/16 in (0.188 in)[4.8 mm] in nominal thickness. When this code is stipulated in contract documents, conformance with all its provisions shall be required, except for those provisions that the engineer or contract documents specifically modifies or exempts.

[Click here to view these changes in full](#)

Send comments (with copy to psa@ansi.org) to: Jennifer Molin, (305) 443-9353, jmolin@aws.org

NSF (NSF International)

Revision

BSR/NSF 29-201x (i5r1), Detergent and Chemical Feeders for Commercial Spray-Type Dishwashing Machines (revision of ANSI/NSF 29-2012)

This Standard covers chemical sanitizing feeders, detergent feeders, drying agent feeders, and similar devices that automatically maintain the concentration of additives in the prewash, wash, pumped rinse, or final rinse of commercial spray-type dishwashing machines.

[Click here to view these changes in full](#)

Send comments (with copy to psa@ansi.org) to: Allan Rose, (734) 827-3817, arose@nsf.org

NSF (NSF International)

Revision

BSR/NSF 61-201x (i135r1), Drinking Water System Components - Health Effects (revision of ANSI/NSF 61-2016)

This Standard establishes minimum health effects requirements for the chemical contaminants and impurities that are indirectly imparted to drinking water from products, components, and materials used in drinking water systems. This Standard does not establish performance, taste and odor, or microbial growth support requirements for drinking water system products, components, or materials.

[Click here to view these changes in full](#)

Send comments (with copy to psa@ansi.org) to: Monica Leslie, (734) 827-5643, mleslie@nsf.org

NSF (NSF International)

Revision

BSR/NSF 61-201x (i136r1), Drinking Water System Components - Health Effects (revision of ANSI/NSF 61-2016)

This Standard establishes minimum health effects requirements for the chemical contaminants and impurities that are indirectly imparted to drinking water from products, components, and materials used in drinking water systems. This Standard does not establish performance, taste and odor, or microbial growth support requirements for drinking water system products, components, or materials.

[Click here to view these changes in full](#)

Send comments (with copy to psa@ansi.org) to: Monica Leslie, (734) 827-5643, mleslie@nsf.org

UL (Underwriters Laboratories, Inc.)

Revision

BSR/UL 1063-201X, Standard for Safety for Machine-Tool Wires and Cables (Proposal dated 6/2/17) (revision of ANSI/UL 1063-2012)

(1) Odd conductor size, revised Table 6.2; (2) Update of ASTM references, revised 26.3, and revised note a in Table 6.4, and Table 6.5; (3) Marking of other organization's information, deleted 31.1, revised 31.2, 31.3.

[Click here to view these changes in full](#)

Send comments (with copy to psa@ansi.org) to: Linda Phinney, (510) 319-4297, Linda.L.Phinney@ul.com

Comment Deadline: July 17, 2017

AAMI (Association for the Advancement of Medical Instrumentation)

Withdrawal

ANSI/AAMI/ISO 15225-2016, Medical devices - Quality management - Medical device nomenclature structure (withdrawal of ANSI/AAMI/ISO 15225-2016)

This International Standard provides rules and guidelines for a medical device nomenclature data structure, in order to facilitate cooperation and exchange of data used by regulatory bodies on an international level between interested parties, e.g., regulatory authorities, manufacturers, suppliers, health care providers, and end users.

Single copy price: \$84.00 (AAMI Member); \$148.00 (List Price)

Obtain an electronic copy from: <http://my.aami.org/store/detail.aspx?id=15225-2016-PDF>

Order from: <http://my.aami.org/store/detail.aspx?id=15225-2016-PDF>

Send comments (with copy to psa@ansi.org) to: wvargas@aami.org

AIAA (American Institute of Aeronautics and Astronautics)

New Standard

BSR/AIAA S-102.2.5-201X, Performance-Based Sneak Circuit Analysis (SCA) Requirements (new standard)

Provides the basis for developing the analysis of sneak conditions. The sneak conditions may consist of hardware, software, operator actions, or combinations of these elements. The requirements for contractors, planning and reporting needs, and analytical tools are established.

Single copy price: \$69.95

Order from: Hillary Woehrle, (703) 264-7546, hillaryw@aiaa.org

Send comments (with copy to psa@ansi.org) to: Same

AIAA (American Institute of Aeronautics and Astronautics)

Reaffirmation

BSR/AIAA S-115-2013 (R201x), LEO Spacecraft Charging Design Standard and Handbook (reaffirmation of ANSI/AIAA S-115-2013)

Provides an overview of the current understanding of the various plasma interactions that can result when a high-voltage system is operated in the Earth's ionosphere, references common design practices that have exacerbated plasma interactions in the past, and recommends standard practices to eliminate or mitigate such reactions.

Single copy price: \$64.95

Order from: AIAA

Send comments (with copy to psa@ansi.org) to: Hillary Woehrle, (703) 264-7546, hillaryw@aiaa.org

AIAA (American Institute of Aeronautics and Astronautics)

Reaffirmation

BSR/AIAA S-123-2007 (R201x), Adaptions and Conversions of CCSDS Space Link Extension Forward Communications Link Transmission Unit Transfer Service (reaffirmation of ANSI/AIAA S-123-2007)

Defines adaptations and conversions of the Consultative Committee for Space Data Systems (CCSDS)-standard SLE Forward Communications Link Transmission Unit (FCLTU) command transfer service.

Single copy price: \$41.95

Order from: AIAA

Send comments (with copy to psa@ansi.org) to: Hillary Woehrle, (703) 264-7546, hillaryw@aiaa.org

AIAA (American Institute of Aeronautics and Astronautics)

Reaffirmation

BSR/AIAA S-124-2007 (R201x), Adaptions and Conversions of CCSDS Space Link Extension Return All Frames Transfer Service (reaffirmation of ANSI/AIAA S-124-2007)

Defines adaptations and conversions of the Consultative Committee for Space Data Systems (CCSDS) standard Space Link Extension (SLE) Return All Frames (RAF) telemetry data transfer service.

Single copy price: \$41.95

Order from: AIAA

Send comments (with copy to psa@ansi.org) to: Hillary Woehrle, (703) 264-7546, hillaryw@aiaa.org

ANS (American Nuclear Society)

Revision

BSR/ANS 3.5-201x, Nuclear Power Plant Simulators for Use in Operator Training and Examination (revision of ANSI/ANS 3.5-2009)

This standard establishes the functional requirements for full-scope nuclear power plant control room simulators that are subject to U.S. Nuclear Regulatory Commission Regulation for use in operator training and examination. The standard also establishes criteria for the scope of simulation, performance, and functional capabilities of nuclear power plant control room simulators. This standard does not establish criteria for the use of simulators in operator training programs.

Single copy price: \$25.00

Obtain an electronic copy from: S. Cook (scook@ans.org)

Order from: scook@ans.org

Send comments (with copy to psa@ansi.org) to: P. Schroeder (pschroeder@ans.org)

ASME (American Society of Mechanical Engineers)

Revision

BSR/ASME RTP-1-201x, Reinforced Thermoset Plastic Corrosion-Resistant Equipment (revision of ANSI/ASME RTP-1-2015)

This Standard applies to stationary vessels used for the storage, accumulation, or processing of corrosive or other substances at pressures not exceeding 15 psig external and/or 15 psig internal above any hydrostatic head.

Single copy price: Free

Obtain an electronic copy from: <http://cstools.asme.org/publicreview>

Order from: Mayra Santiago, ASME; ansibox@asme.org

Send comments (with copy to psa@ansi.org) to: Paul Stumpf, (212) 591-8536, stumpf@asme.org

ASQ (American Society for Quality)

Reaffirmation

BSR/ASQ S3-2012 (R201x), An attribute chain sampling program (reaffirmation of ANSI/ASQ S3-2012)

Describes the process of chain sampling, the theory, applications, plans for use, operating (performance) characteristics, and the utility of chain sampling as compared to single sampling via the operating characteristics.

Single copy price: \$55.00

Obtain an electronic copy from: ASQ.org T923E

Send comments (with copy to psa@ansi.org) to: standards@asq.org

ASQ (American Society for Quality)

Withdrawal

ANSI/ASQ S1-2012, An attribute skip-lot sampling program (withdrawal of ANSI/ASQ S1-2012)

This standard defines a generic attribute skip-lot sampling program. The purpose of this publication is to provide procedures for reducing the inspection effort on products submitted by those suppliers who have demonstrated their ability to control, in an effective manner, all facets of quality and who consistently produce lots which meet requirements.

Single copy price: \$59.00

Obtain an electronic copy from: ASQ.org T922E

Send comments (with copy to psa@ansi.org) to: standards@asq.org

ATIS (Alliance for Telecommunications Industry Solutions)

Reaffirmation

BSR ATIS 0600328-2012 (R201x), Protection of Telecommunications Links from Physical Stress and Radiation Effects and Associated Requirements for DC Power Systems (A Baseline Standard) (reaffirmation of ANSI ATIS 0600328-2012)

This standard provides baseline measures describing the durability (survivability) of outside plant copper-conductor and optical fiber telecommunications distribution links to various levels of physical stress and radiation effects. The standard applies to optical fiber and metallic links for trunk, feeder, and local distribution. The standard includes information for the design and installation of aerial, buried, and underground plant, and applies to all telecommunications networks including - but not limited to - exchange carriers and interexchange carriers. The standard is intended for new installations, and not necessarily for replacement of existing systems.

Single copy price: \$275.00

Order from: Alexandra Blasgen, (202) 434-8840, ablasgen@atis.org

Send comments (with copy to psa@ansi.org) to: Same

ATIS (Alliance for Telecommunications Industry Solutions)

Stabilized Maintenance

BSR ATIS 0600009-2007 (S201x), RoHS-Compliant Plating Standard for Structural Metals, Bus Bars, and Fasteners (stabilized maintenance of ANSI ATIS 0600009-2007 (R2012))

Prohibitions on the use of hexavalent chromium in sheet metal plating present an eco-design issue within a high impact on the US telecommunication industry. As the industry transitions to RoHS-compliant finishing, end-point specifications and quality standards are needed. This standard proposes text for specifying finishes, testing criteria, and workmanship classifications.

Single copy price: \$60.00

Order from: Alexandra Blasgen, (202) 434-8840, ablasgen@atis.org

Send comments (with copy to psa@ansi.org) to: Same

AWS (American Welding Society)

Revision

BSR/AWS D1.4/D1.4M-201x, Structural Welding Code - Steel Reinforcing Bars (revision of ANSI/AWS D1.4/D1.4M:2011)

This code covers the requirements for welding steel reinforcing bars in most reinforced concrete applications. It contains a body of rules for the regulations of welding steel reinforcing bars and provides suitable acceptance criteria for such welds.

Single copy price: \$62.00

Obtain an electronic copy from: sborrero@aws.org

Order from: Stephen Borrero, (305) 443-9353, sborrero@aws.org

Send comments (with copy to psa@ansi.org) to: adavis@aws.org

BHMA (Builders Hardware Manufacturers Association)

Revision

BSR/BHMA A156.10-201x, Power Operated Pedestrian Doors (revision of ANSI/BHMA A156.10-2011)

Requirements in this Standard apply to power-operated doors for pedestrian use, which open automatically when approached by pedestrians and some small vehicular traffic or by a knowing act. Included are provisions to reduce the chance of user injury or entrapment. Power-operated doors for industrial or trained traffic are not covered in this Standard.

Single copy price: \$36.00 (Nonmembers); \$18.00 (BHMA Members)

Order from: Michael Tierney; mtierney@kellencompany.com

Send comments (with copy to psa@ansi.org) to: Same

SCTE (Society of Cable Telecommunications Engineers)

Revision

BSR/SCTE 135-5-201x, DOCSIS 3.0 Part 5: Cable Modem to Customer Premise Equipment Interface (revision of ANSI/SCTE 135-5-2009)

This interface specification is one of a family of interface specifications designed to facilitate the implementation of data services over Hybrid Fiber-Coax (HFC) cable networks, as well as over coaxial-only cable networks.

Single copy price: \$50.00

Obtain an electronic copy from: standards@scte.org

Order from: Global Engineering Documents, (800) 854-7179, www.global.ihs.com

Send comments (with copy to psa@ansi.org) to: standards@scte.org

SCTE (Society of Cable Telecommunications Engineers)

Revision

BSR/SCTE 159-01-201x, IPCablecom Multimedia - Part 1: Multimedia Application and Service (revision and redesignation of ANSI/SCTE 159-1-2010)

The intent of this standard is to support the deployment of general Multimedia services by providing a technical definition of several IP-based signaling interfaces that leverage core QoS and policy management capabilities native to DOCSIS Versions 1.1 and greater.

Single copy price: \$50.00

Obtain an electronic copy from: standards@scte.org

Order from: Global Engineering Documents, (800) 854-7179, www.global.ihs.com

Send comments (with copy to psa@ansi.org) to: standards@scte.org

TIA (Telecommunications Industry Association)

Revision

BSR/TIA 470.230-D-201x, Telecommunications - Telephone Terminal Equipment - Network Signaling Performance Requirements (revision and redesignation of ANSI/TIA 470.230-C-2005 (R2012))

This standard defines the DTMF, Pulse Dial, and Flash network signaling performance requirements for Customer Premises Equipment (CPE) intended for connection to the Public Switched Telephone Network (PSTN). These requirements should ensure compatibility and satisfactory performance to the user in a high percentage of installations.

Single copy price: \$61.00

Order from: TIA; standards@tiaonline.org

Send comments (with copy to psa@ansi.org) to: Same

UL (Underwriters Laboratories, Inc.)

New Standard

BSR/UL 4143-201X, Standard for Safety for Wind Turbine Generator - Life Time Extension (LTE) (new standard)

The industry needs the support and guidance on how to examine the remaining useful life of wind turbines and wind farms, taking into account the site-specific and operational conditions. This proposed first edition provides this guidance on lifetime extension of wind turbines.

Single copy price: Contact comm2000 for pricing and delivery options

Obtain an electronic copy from: <http://www.comm-2000.com>

Order from: comm2000

Send comments (with copy to psa@ansi.org) to: Casey Granata, (919) 549-1054, Casey.Granata@UL.Com

UL (Underwriters Laboratories, Inc.)

Reaffirmation

BSR/UL 2565-2013 (R201x), Standard for Safety for Manual and Semiautomatic Metal Sawing Machines (reaffirmation of ANSI/UL 2565-2013)

Reaffirmation and continuance of the first edition of the Standard for Manual and Semiautomatic Metal Sawing Machines, UL 2565, as an American National Standard.

Single copy price: Contact comm2000 for pricing and delivery options

Obtain an electronic copy from: <http://www.comm-2000.com>

Order from: comm2000

Send comments (with copy to psa@ansi.org) to: Beth Northcott, (847) 664-3198, Elizabeth.Northcott@ul.com

UL (Underwriters Laboratories, Inc.)**Revision**

BSR/UL 763-201x, Standard for Safety for Motor-Operated Commercial Food Preparing Machines (revision of ANSI/UL 763-2014)

The following changes to UL 763, are being proposed: (1) Proposed addition of alternate method for evaluating protective electronic circuits and controls using requirements based on the Standard for Safety of Household and Similar Electrical Appliances, Part 1: General Requirements, UL 60335-1; (2) Normal load for ice crushing ice dispensers; (3) Wand-type mixers - requirements of appliances provided with an interlock system; (4) Thermoelectric cooling requirements; (5) UL 61058-1 switch requirements; (6) Secondary circuits and the level of evaluation required; (7) Blenders provided with a capacitive touch-screen; and (8) rechargeable battery-powered appliance requirements.

Single copy price: Contact comm2000 for pricing and delivery options

Obtain an electronic copy from: <http://www.comm-2000.com>

Order from: comm2000

Send comments (with copy to psa@ansi.org) to: Anne Marie Jacobs, (919) 549-0954, annemarie.jacobs@ul.com

Comment Deadline: August 1, 2017

Reaffirmations and withdrawals available electronically may be accessed at: webstore.ansi.org

IEEE (Institute of Electrical and Electronics Engineers)**New Standard**

BSR/IEEE 802.1AC-201x, Standard for Local and metropolitan area networks - Media Access Control (MAC) Service Definition (new standard)

The scope of this standard is to define the Media Access Control (MAC) Service provided by all IEEE 802® MACs, and the Internal Sublayer Service (ISS) provided within MAC Bridges, in abstract terms of the following: (a) Their semantics, primitive actions, and events; and (b) The parameters of, interrelationship between, and valid sequences of these actions and events.

Single copy price: \$74.00 (pdf); \$93.00 (print)

Order from: online: <http://standards.ieee.org/store>

Send comments (with copy to psa@ansi.org) to: Karen Evangelista, (732) 562-3854, k.evangelista@ieee.org

IEEE (Institute of Electrical and Electronics Engineers)**New Standard**

BSR/IEEE 802.3bu-201x, Standard for Ethernet - Amendment 8: Physical Layer and Management Parameters for Power over Data Lines (PoDL) of Single Balanced Twisted-Pair Ethernet (new standard)

Define methodology for the provision of power via a single twisted pair to connected Data Terminal Equipment (DTE) with IEEE 802.3 interfaces.

Single copy price: \$58.00 (pdf); \$73.00 (print)

Order from: online: <http://standards.ieee.org/store>

Send comments (with copy to psa@ansi.org) to: Karen Evangelista, (732) 562-3854, k.evangelista@ieee.org

IEEE (Institute of Electrical and Electronics Engineers)**New Standard**

BSR/IEEE 802.11ah-201x, Standard for Information technology - Telecommunications and information exchange between systems - Local and metropolitan area networks -Specific requirements - Part 11: Wireless LAN Medium Access Control (MAC) and Physical Layer (PHY) Specifications - Amendment 2: Sub 1 GHz License Exempt Operation (new standard)

This amendment defines an Orthogonal Frequency Division Multiplexing (OFDM) Physical layer (PHY) operating in the license-exempt bands below 1 GHz, e.g., 868 - 868.6 MHz (Europe); 950 MHz - 958 MHz (Japan); 314 - 316 MHz, 430 - 434 MHz, 470 - 510 MHz, and 779 - 787 MHz (China); 917 - 923.5 MHz (Korea); and 902 - 928 MHz (USA), and enhancements to the IEEE 802.11 Medium Access Control (MAC) to support this PHY, and provides mechanisms that enable coexistence with other systems in the bands including IEEE 802.15.4 and IEEE P802.15.4g.

Single copy price: \$321.00 (pdf)

Order from: online: <http://standards.ieee.org/store>

Send comments (with copy to psa@ansi.org) to: Karen Evangelista, (732) 562-3854, k.evangelista@ieee.org

IEEE (Institute of Electrical and Electronics Engineers)**New Standard**

BSR/IEEE 802.11ai-201x, Standard for Information technology - Telecommunications and information exchange between systems - Local and metropolitan area networks -Specific requirements - Part 11: Wireless LAN Medium Access Control (MAC) and Physical Layer (PHY) Specifications - Amendment 1: Fast Initial Link Setup (new standard)

This amendment defines modifications to the IEEE 802.11 Medium Access Control Layer (MAC) to enable a fast initial link set-up of IEEE 802.11 stations (STAs)

Single copy price: \$141.00 (pdf); \$176.00 (print)

Order from: online: <http://standards.ieee.org/store>

Send comments (with copy to psa@ansi.org) to: Karen Evangelista, (732) 562-3854, k.evangelista@ieee.org

IEEE (Institute of Electrical and Electronics Engineers)**New Standard**

BSR/IEEE C62.42-201x, Guide for the Application of Surge-Protective Components in Surge Protective Devices and Equipment Ports - Overview (new standard)

The C62.42 guide series covers surge protective components (SPCs) used in power and telecom surge protective devices (SPDs) and equipment ports. This Overview part covers: Protective functions both non-linear and linear, Component technologies and characteristics, Common circuit designs used in surge protective devices (SPDs) and equipment ports, and Information on the impulse (surge) generators used to test surge protective components (SPCs).

Single copy price: N/A

Order from: online: <http://standards.ieee.org/store>

Send comments (with copy to psa@ansi.org) to: Karen Evangelista, (732) 562-3854, k.evangelista@ieee.org

IEEE (Institute of Electrical and Electronics Engineers)**Revision**

BSR/IEEE 802.11-201x, Standard for Information technology - Telecommunications and information exchange between systems Local and metropolitan area networks - Specific requirements - Part 11: Wireless LAN Medium Access Control (MAC) and Physical Layer (PHY) Specifications (revision of ANSI/IEEE 802.11-2007)

The scope of this standard is to define one medium access control (MAC) and several physical layer (PHY) specifications for wireless connectivity for fixed, portable, and moving stations (STAs) within a local area.

Single copy price: \$838.00 (pdf); \$1049.00 (print)

Order from: online: <http://standards.ieee.org/store>

Send comments (with copy to psa@ansi.org) to: Karen Evangelista, (732) 562-3854, k.evangelista@ieee.org

NFPA Announcement

Although NFPA provided notice of the availability of Second Draft Reports for comment and review both on its website and in *NFPA News*, NFPA inadvertently omitted from submission of notice for public review and comment of the Second Draft Reports in *ANSI Standards Action* the following documents:

NFPA 730, *Guide for Premises Security*

NFPA 1403, *Standard on Live Fire Training Evolutions*

NFPA 1951, *Standard on Protective Ensembles for Technical Rescue Incidents*

The purpose of the notice was to generate public review and comments on the Second Draft Report for each document and to solicit NITMAMs for consideration at the NFPA Technical Meeting June 7, 2017. The closing dates for the submission of NITMAMs for the documents listed were either August 22, 2016 or February 20, 2017 depending on the document's revision cycle. Please see pages 13-14 of the April 21, 2017 issue of ANSI Standards Action for a similar NFPA announcement related to other NFPA Standards.

Anyone wishing to submit a revision on any of these identified documents may send such revision to:

NFPA Standards Council Secretary

Dawn Michele Bellis

stds_admin@nfpa.org

NFPA, 1 Batterymarch Park, Quincy, MA 02169

for consideration by the relevant Technical Committee in the next revision cycle. In addition, the Standards Council will consider any further action as may be necessary.

Projects Withdrawn from Consideration

An accredited standards developer may abandon the processing of a proposed new or revised American National Standard or portion thereof if it has followed its accredited procedures. The following projects have been withdrawn accordingly:

ECIA (Electronic Components Industry Association)

BSR/EIA 364-114A-201x, Coupling and Uncoupling Force Test Procedure for Electrical Connectors, Sockets and Applicable Accessories (revision and redesignation of ANSI/EIA 364-114-2010)

Inquiries may be directed to Laura Donohoe, (571) 323-0294, ldonohoe@ecianow.org

Correction**Incorrect SDO****BSR/AWS A5.02/A5.02M-201x**

There is an error on page 18 of the May 26, 2017 Standards Action. The PINS listing for BSR/AWS A5.02/A5.02M-201X mistakenly identified ANS, American Nuclear Society, as the ANSI-Accredited Standards Developer. That PINS should be attributed to AWS, American Welding Society.

Call for Members (ANS Consensus Bodies)

Directly and materially affected parties who are interested in participating as a member of an ANS consensus body for the standards listed below are requested to contact the sponsoring standards developer directly and in a timely manner.

AAMI (Association for the Advancement of Medical Instrumentation)

Office: 4301 N Fairfax Drive
Suite 301
Arlington, VA 22203-1633

Contact: *Will Vargas*

Phone: (703) 647-2779

E-mail: wvargas@aami.org

ANSI/AAMI/ISO 15225-2016, Medical devices - Quality management - Medical device nomenclature structure (withdrawal of ANSI/AAMI/ISO 15225-2016)

BSR/AAMI SU01-201x, Sustainability of medical devices - Purchasing requirements (new standard)

AIAA (American Institute of Aeronautics and Astronautics)

Office: 12700 Sunrise Valley Drive, Suite 200
Reston, VA 20191-5807

Contact: *Hillary Woehrle*

Phone: (703) 264-7546

E-mail: hillaryw@aiaa.org

BSR/AIAA G-043A-201x, Guide for the Preparation of Operational Concept Documents (revision of ANSI/AIAA G-043A-2012)

BSR/AIAA S-102.1.4-201x, Performance-Based Failure Reporting, Analysis & Corrective Action Systems (FRACAS) Requirements (revision of ANSI/AIAA S-102.1.4-2008)

BSR/AIAA S-102.1.5-201x, Performance Based Failure Board Requirements (revision of ANSI/AIAA S-102.1.5-2008)

BSR/AIAA S-102.2.2-201x, System Reliability Modeling Requirements (revision of ANSI/AIAA S-102.2.2-2008)

BSR/AIAA S-102.2.5-201X, Performance-Based Sneak Circuit Analysis (SCA) Requirements (new standard)

BSR/AIAA S-102.2.11-201x, Anomaly, Detection, and Response Analysis (revision of ANSI/AIAA S-102.2.11-2008)

BSR/AIAA S-102.2.18-201x, Performance-Based Fault Tree Analysis Requirements (revision of ANSI/AIAA S-102.2.18-2008)

ASQ (American Society for Quality)

Office: 600 N Plankinton Ave
Milwaukee, WI 53203

Contact: *Julie Sharp*

Phone: (800) 248-1946

E-mail: standards@asq.org

BSR/ASQ S3-2012 (R201x), An attribute chain sampling program (reaffirmation of ANSI/ASQ S3-2012)

AWS (American Welding Society)

Office: 8669 NW 36 St, #130
Miami, FL 33166

Contact: *Rakesh Gupta*

Phone: (305) 443-9353

E-mail: gupta@aws.org

BSR/AWS A5.02/A5.02M-201x, Specification for Filler Metal Standard Sizes, Packaging, and Physical Attributes (revision of ANSI/AWS A5.02/A5.02M-2006)

There is an error on page 18 of the May 26, 2017 Standards Action, listing PINS for BSR/AWS A5.02/A5.02M-201X mistakenly identified ANS, American Nuclear Society as the ANSI-Accredited Standards Developer. That PINS should be attributed to AWS, American Welding Society.

BSR/AWS D1.3/D1.3M-201x, Structural Welding Code-Sheet Steel (revision of ANSI/AWS D1.3/D1.3M-2007)

BHMA (Builders Hardware Manufacturers Association)

Office: 355 Lexington Avenue
15th Floor
New York, NY 10017

Contact: *Emily Brochstein*

Phone: (212) 297-2126

Fax: (212) 370-9047

E-mail: ebrochstein@kellencompany.com

BSR/BHMA A156.10-201x, Power Operated Pedestrian Doors (revision of ANSI/BHMA A156.10-2011)

NSF (NSF International)

Office: 789 N. Dixboro Road
Ann Arbor, MI 48105-9723

Contact: *Allan Rose*

Phone: (734) 827-3817

Fax: (734) 827-7875

E-mail: arose@nsf.org

BSR/NSF 29-201x (i5r1), Detergent and Chemical Feeders for
Commercial Spray-Type Dishwashing Machines (revision of
ANSI/NSF 29 - 2012)

BSR/NSF 61-201x (i135r1), Drinking Water System Components -
Health effects (revision of ANSI/NSF 61-2016)

BSR/NSF 61-201x (i136r1), Drinking Water System Components -
Health effects (revision of ANSI/NSF 61-2016)

TIA (Telecommunications Industry Association)

Office: 1320 North Courthouse Road
Suite 200
Arlington, VA 22201

Contact: *Stephanie Montgomery*

Phone: (703) 907-7706

Fax: (703) 907-7727

E-mail: standards@tiaonline.org

BSR/TIA 470.230-D-201x, Telecommunications - Telephone Terminal
Equipment - Network Signaling Performance Requirements (revision
and redesignation of ANSI/TIA 470.230-C-2005 (R2012))

Call for Members (ANS Consensus Bodies)

Call for Committee Members

ASC O1 – Safety Requirements for Woodworking Machinery

Are you interested in contributing to the development and maintenance of valuable industry safety standards? The ASC O1 is currently looking for members in the following categories:

- General Interest
- Government
- Producer
- User

If you are interested in joining the ASC O1, contact WMMA Associate Director Jennifer Miller at jennifer@wmma.org.

Final Actions on American National Standards

The standards actions listed below have been approved by the ANSI Board of Standards Review (BSR) or by an ANSI-Audited Designator, as applicable.

AAMI (Association for the Advancement of Medical Instrumentation)

New National Adoption

ANSI/AAMI/ISO 25539-1-2017, Cardiovascular implants - Endovascular devices - Part 1: Endovascular prostheses (identical national adoption of ISO 25539-1 and revision of ANSI/AAMI/ISO 25539-1-2003 (R2014) and ANSI/AAMI/ISO 25539-1-2003/A1-2005 (R2014)): 5/25/2017

Reaffirmation

ANSI/AAMI/ISO 13408-1-2008/A1-2013 (R2017), Aseptic processing of health care products - Part 1: General requirements (reaffirmation of ANSI/AAMI/ISO 13408-1-2008/A1-2013): 5/18/2017

ABYC (American Boat and Yacht Council)

New Standard

* ANSI/ABYC EDU-3-2017, Skills-Based Sail Standard (new standard): 5/25/2017

ASHRAE (American Society of Heating, Refrigerating and Air-Conditioning Engineers, Inc.)

Addenda

ANSI/ASHRAE/ICC/USGBC/IES 189.1o-2017, Standard for the Design of High-Performance Green Buildings Except Low-Rise Residential Buildings (addenda to ANSI/ASHRAE/USGBC/IES Standard 189.1-2014): 5/20/2017

ANSI/ASHRAE/ICC/USGBC/IES 189.1s-2017, Standard for the Design of High-Performance Green Buildings Except Low-Rise Residential Buildings (addenda to ANSI/ASHRAE/USGBC/IES Standard 189.1-2014): 5/20/2017

ASME (American Society of Mechanical Engineers)

New Standard

ANSI/ASME A112.4.4-2017, Plastic Push-Fit Drain, Waste and Vent (DWV) Fittings (new standard): 5/25/2017

ANSI/ASME A112.19.5-2017/CSA B45.15-2017, Flush Valves and Spuds for Water Closets, Urinals, and Tanks (new standard): 5/23/2017

ANSI/ASME PTC 40-2017, Flue Gas Desulfurization Units Performance Test Code (new standard): 5/23/2017

Reaffirmation

ANSI/ASME B18.7-1007 (R2017), General Purpose Semi-Tubular Rivets, Full Tubular Rivets, Split Rivets, and Rivet Caps (reaffirmation of ANSI/ASME B18.7-2007 (R2012)): 5/25/2017

ANSI/ASME B18.7.1M-2007 (R2017), Metric General Purpose Semi-Tubular Rivets (reaffirmation of ANSI/ASME B18.7.1M-2007 (R2012)): 5/25/2017

ANSI/ASME B18.9-2012 (R2017), Plow Bolts (reaffirmation of ANSI/ASME B18.9-2012): 5/25/2017

AWS (American Welding Society)

New Standard

ANSI/AWS C3.12M/C3.12-2017, Specification for Furnace Soldering (new standard): 5/23/2017

HI (Hydraulic Institute)

Revision

ANSI/HI 4.1-4.6-2017, Sealless, Magnetically Driven Rotary Pumps for Nomenclature, Definitions, Application, Operation, and Test (revision of ANSI/HI 4.1-4.6-2010): 5/23/2017

IAPMO (ASSE Chapter) (ASSE International Chapter of IAPMO)

New Standard

ANSI/ASSE Series 21000-2017, Professional Qualifications Standard for Rainwater Catchment Systems Personnel (new standard): 5/23/2017

ITI (INCITS) (InterNational Committee for Information Technology Standards)

Withdrawal

INCITS 476-2011/AM 1-2012, Information Technology - SAS Protocol Layer (SPL) (withdrawal of INCITS 476-2011/AM1-2012): 5/23/2017

NEMA (ASC C137) (National Electrical Manufacturers Association)

New Standard

ANSI C137.3-2017, Standard for Lighting Systems - Minimum Requirements for installation of Energy Efficient Power over Ethernet (PoE) Lighting Systems (new standard): 5/25/2017

NEMA (ASC C78) (National Electrical Manufacturers Association)

Revision

ANSI C78.377-2017, Electric Lamps: Specifications for the Chromaticity of Solid-State Lighting Products (revision of ANSI C78.377-2015): 5/23/2017

NSF (NSF International)

Revision

* ANSI/NSF 13-2017 (i6r2), Refuse Processors and Processing Systems (revision of ANSI/NSF 13-2012): 5/25/2017

* ANSI/NSF 170-2017 (i19r1), Glossary of Food Equipment Terminology (revision of ANSI/NSF 170-2015): 5/25/2017

SCTE (Society of Cable Telecommunications Engineers)

New Standard

ANSI/SCTE 217-2017, MPEG DASH Reference Architecture for IP-based Cable Services (new standard): 5/23/2017

ANSI/SCTE 223-2017, Adaptive Transport Stream (new standard): 5/23/2017

TAPPI (Technical Association of the Pulp and Paper Industry)

New Standard

ANSI/TAPPI T 480 om-2015, Specular gloss of paper and paperboard at 75 degrees (new standard): 5/23/2017

Revision

ANSI/TAPPI T 489 om-2015, Bending resistance (stiffness) of paper and paperboard (Taber-type tester in basic configuration) (revision of ANSI/TAPPI T 489 om-2013): 5/23/2017

UL (Underwriters Laboratories, Inc.)

New National Adoption

ANSI/UL 60730-2-8-2017, Automatic Electrical Controls for Household and Similar Use; Part 2: Particular Requirements for Electrically Operated Water Valves, Including Mechanical Requirements (national adoption of IEC 60730-2-8 with modifications and revision of ANSI/UL 60730-2-8-2007 (R2012)): 5/10/2017

Reaffirmation

ANSI/UL 47-2004 (R2017), Standard for Safety for Semiautomatic Fire Hose Storage Devices (reaffirmation of ANSI/UL 47-2004 (R2012)): 5/25/2017

ANSI/UL 789-2003 (R2017), Standard for Safety for Indicator Posts for Fire-Protection Service (reaffirmation of ANSI/UL 789-2003 (R2013)): 5/25/2017

ANSI/UL 2167-2011 (R2017), Standard for Safety for Water Mist Nozzles for Fire Protection Service (reaffirmation of ANSI/UL 2167-2011): 5/25/2017

VITA (VMEbus International Trade Association (VITA))

New Standard

ANSI/VITA 65.1-2017, OpenVPX System Standard - Profile Tables (new standard): 5/23/2017

Project Initiation Notification System (PINS)

ANSI Procedures require notification of ANSI by ANSI-accredited standards developers (ASD) of the initiation and scope of activities expected to result in new or revised American National Standards (ANS). Early notification of activity intended to reaffirm or withdraw an ANS and in some instances a PINS related to a national adoption is optional. The mechanism by which such notification is given is referred to as the PINS process. For additional information, see clause 2.4 of the ANSI Essential Requirements: Due Process Requirements for American National Standards.

Following is a list of proposed actions and new ANS that have been received recently from ASDs. Please also review the section in Standards Action entitled "American National Standards Maintained Under Continuous Maintenance" for additional or comparable information with regard to standards maintained under the continuous maintenance option. To view information about additional standards for which a PINS has been submitted and to search approved ANS, please visit www.NSSN.org, which is a database of standards information. Note that this database is not exhaustive.

Directly and materially affected interests wishing to receive more information or to submit comments are requested to contact the standards developer directly within 30 days of the publication of this announcement.

AAFS (American Academy of Forensic Sciences)

Office: 4200 Wisconsin Ave, NW Suite 106-310
Washington, DC 20016

Contact: *Teresa Ambrosius*

E-mail: tambrosius@aafs.org

BSR/ASB Std 028-201x, Wildlife Forensics Morphology Standard (new standard)

Stakeholders: Wildlife forensics professionals and labs.

Project Need: Wildlife morphology is a unique discipline within the field of forensics. This document provides minimum standards for wildlife forensic analysts in the subdiscipline of morphology, which allows for conformity among laboratories.

This document describes morphology, which is the study of form. In a wildlife forensic context, it is the discipline using physical comparison to identify wildlife parts and products, typically to the family, genus, or species source. Depending on the nature of the evidence, a variety of macroscopic and microscopic comparison techniques may be employed.

BSR/ASB Std 029-201x, Wildlife Forensics Report Writing Standard (new standard)

Stakeholders: Wildlife forensic examiners and investigators.

Project Need: The field of wildlife forensics is very diverse and this document was written to ensure that all laboratories, including academic and research labs, have a standard to follow for report writing purposes. Following these standards will allow all wildlife forensic labs to include all necessary information in a final written report.

This document describes the information to be provided in reports of wildlife forensic examinations for use in legal proceedings. Requirements for both genetic and morphological examination reports are covered. Forensic reports serve a variety of audiences and must provide a clear and concise summary of methods, results, and limitations for the use of the investigator, the court, and the litigants.

AAMI (Association for the Advancement of Medical Instrumentation)

Office: 4301 N. Fairfax Dr., Ste 301
Suite 301
Arlington, VA 22203-1633

Contact: *Cliff Bernier*

Fax: (703) 276-0793

E-mail: cbernier@aami.org

BSR/AAMI SU01-201x, Sustainability of medical devices - Purchasing requirements (new standard)

Stakeholders: Hospitals, healthcare providers, industry.

Project Need: To provide uniform environmental purchasing criteria which can be adopted by purchasers and complied with by suppliers and manufacturers.

Creates a common set of requirements for purchasers, suppliers, and manufacturers to ensure that medical devices have a lesser or reduced potentially negative effect on human health and the environment when compared with alternative products that serve the same purpose.

AIAA (American Institute of Aeronautics and Astronautics)

Office: 12700 Sunrise Valley Drive, Suite 200
Reston, VA 20191-5807

Contact: *Hillary Woehrle*

E-mail: hillaryw@aiaa.org

BSR/AIAA G-043A-201x, Guide for the Preparation of Operational Concept Documents (revision of ANSI/AIAA G-043A-2012)

Stakeholders: DoD/NASA commercial space program procurers, developers, and operators.

Project Need: Revisions to reflect current state of the art.

Describes which types of information are most relevant, their purpose, and who should participate in the operational concept development effort. It also provides advice regarding effective procedures for generation of the information and how to document it.

BSR/AIAA S-102.1.4-201x, Performance-Based Failure Reporting, Analysis & Corrective Action Systems (FRACAS) Requirements (revision of ANSI/AIAA S-102.1.4-2008)

Stakeholders: Government and industry sectors.

Project Need: Revisions to reflect current state of the art.

Provides the basis for developing the performance-based Failure Reporting, Analysis & Corrective Action System (FRACAS) to resolve the problems and failures of individual products along with those of their procured elements. The requirements for contractors, the planning and reporting needs, along with the analytical tools are established.

BSR/AIAA S-102.1.5-201x, Performance-Based Failure Board Requirements (revision of ANSI/AIAA S-102.1.5-2008)

Stakeholders: Government and industry sectors.

Project Need: Revisions to reflect current state of the art.

Provides the basis for developing the performance-based Failure Review Board (FRB), which is a group consisting of representatives from appropriate project organizations with the level of responsibility and authority to assure that root causes are identified and corrective actions are effected in a timely manner for all significant failures.

BSR/AIAA S-102.2.2-201x, System Reliability Modeling Requirements (revision of ANSI/AIAA S-102.2.2-2008)

Stakeholders: Government and industry sectors.

Project Need: Revisions to reflect current state of the art.

Provides the basis for developing performance-based System Reliability Modeling to develop mathematical or simulation models to be used for making numerical apportionments and reliability predictions based on the reliability characteristics and functional interdependencies for all configured items required to perform the mission.

BSR/AIAA S-102.2.11-201x, Anomaly, Detection, and Response Analysis (revision of ANSI/AIAA S-102.2.11-2008)

Stakeholders: Government and industry sectors.

Project Need: Revisions to reflect current state of the art.

Provides the basis for developing identification and response methods for system anomalies or faults that pose unacceptable risk.

BSR/AIAA S-102.2.18-201x, Performance-Based Fault Tree Analysis Requirements (revision of ANSI/AIAA S-102.2.18-2008)

Stakeholders: Government and industry sectors.

Project Need: Revisions to reflect current state of the art.

Provides the basis for developing the performance-based fault tree analysis (FTA) to review and analytically examine a system or equipment in such a way as to emphasize the lower-level fault occurrences that directly or indirectly contribute to the system-level fault or undesired event.

ATIS (Alliance for Telecommunications Industry Solutions)

Office: 1200 G Street NW
Suite 500
Washington, DC 20005

Contact: Alexandra Blasgen

E-mail: ablasgen@atis.org

BSR/ATIS 0600005-201x, Acoustic Measurement (revision of ANSI/ATIS 0600005-2006 (R2011))

Stakeholders: Communications industry.

Project Need: Clarifications are needed in this Standard.

Acoustic noise from telecom equipment adds to regulated environmental noise. This standard provides measurement methods for acoustic noise that are accurate and repeatable. Emission limits are set in units of sound power for equipment installed in temperature-controlled environments.

BSR/ATIS 0600015.07-201x, Energy Efficiency for Telecommunication Equipment: Methodology for Measurement and Reporting - Wireline Access, Asymmetric Broadband Equipment (revision of ANSI ATIS 0600015.07-2013)

Stakeholders: Communications industry.

Project Need: There is a need to update this Standard.

The standard provides the methodology by vendors and third-party independent laboratories in the formation of a telecommunications energy efficiency ratio. The requirements and definitions in this document are for Wireline Access equipment that provides standards-based asymmetric broadband service and is deployed in the telecommunications industry. This supplemental standard represents one part of the larger ATIS suite of standards concerning Telecommunications Energy Efficiency (ATIS 0600015). This supplemental standard (ATIS 0600015.07.2013) specifically addresses access equipment and is to be used in conjunction with ATIS 0600015.

BSR/ATIS 0600015-201x, Energy Efficiency for Telecommunication Equipment: Methodology for Measurement and Reporting - General Requirements (revision of ANSI ATIS 0600015-2013)

Stakeholders: Communications industry.

Project Need: There is a need to update this Standard.

This document provides the methodology to be used by vendors and third party test laboratories in the formation of Telecommunications Energy Efficiency Ratio (TEER). This document is the base standard for determining telecommunications energy efficiency.

IAPMO (Z) (International Association of Plumbing & Mechanical Officials)

Office: 5001 East Philadelphia Street
Ontario, CA 91761

Contact: Kyle Thompson

E-mail: kyle.thompson@iapmostandards.org

*** BSR/IAPMO Z1088-201x, Pre-Pressurized Water Expansion Tanks (revision of ANSI/IAPMO Z1088-2013)**

Stakeholders: Manufacturers (producers), users, and general interest.

Project Need: To clarify testing for tanks with and without air valves.

This Standard covers pre-pressurized water expansion tanks intended for use in potable and non-potable water systems and specifies requirements for physical characteristics, performance testing, and markings.

NEBB (National Environmental Balancing Bureau)

Office: 8575 Grovemont Circle
Gaithersburg, MD 20877

Contact: Bohdan Fedyk

Fax: (301) 977-9589

E-mail: don@nebb.org

BSR/NEBB S120-201x Rev. 1, Technical Retro-Commissioning of Existing Buildings Standard (revision of ANSI/NEBB S120-2016)

Stakeholders: Private and government building owners and building operators, commissioners, and testing firms.

Project Need: Revise Normative Appendix A only, to include new instrument list in current ANSI standard.

This revision amends only Normative Appendix A, instrumentation table, to meet revised requirements.

UL (Underwriters Laboratories, Inc.)

Office: 333 Pfingsten Road
Northbrook, Illinois 60062

Contact: *Megan Monsen*

E-mail: megan.monsen@ul.com

- * BSR/UL 5500-201x, Standard for Safety for Remote Software Updates
(new standard)

Stakeholders: Manufacturers of electrical products, electrical parts of products, and devices that have programmable components with software capable of being remotely updated.

Project Need: To obtain national recognition of a standard covering remote software updates.

This standard covers the remote updating of software via the manufacturer's recommended process or steps. It is limited to software elements having an influence on the safety of the product and on compliance with the particular end-product safety standard. This standard covers hardware configuration necessary for safety of the software update.

American National Standards Maintained Under Continuous Maintenance

The ANSI Essential Requirements: Due Process Requirements for American National Standards provides two options for the maintenance of American National Standards (ANS): periodic maintenance (see clause 4.7.1) and continuous maintenance (see clause 4.7.2). Continuous maintenance is defined as follows:

The standard shall be maintained by an accredited standards developer. A documented program for periodic publication of revisions shall be established by the standards developer. Processing of these revisions shall be in accordance with these procedures. The published standard shall include a clear statement of the intent to consider requests for change and information on the submittal of such requests. Procedures shall be established for timely, documented consensus action on each request for change and no portion of the standard shall be excluded from the revision process. In the event that no revisions are issued for a period of four years, action to reaffirm or withdraw the standard shall be taken in accordance with the procedures contained in the ANSI Essential Requirements.

The Executive Standards Council (ExSC) has determined that for standards maintained under the Continuous Maintenance option, separate PINS announcements are not required. The following ANSI Accredited Standards Developers have formally registered standards under the Continuous Maintenance option.

- AAMI (Association for the Advancement of Medical Instrumentation)
- AAMVA (American Association of Motor Vehicle Administrators)
- AARST (The AARST Consortium on National Radon Standards)
- AGA (American Gas Association)
- AGSC-AGRSS (Auto Glass Safety Council)
- ASC X9 (Accredited Standards Committee X9, Incorporated)
- ASHRAE (American Society of Heating, Refrigerating and Air-Conditioning Engineers, Inc.)
- ASME (American Society of Mechanical Engineers)
- ASTM (ASTM International)
- GBI (The Green Building Initiative)
- GEIA (Greenguard Environmental Institute)
- HL7 (Health Level Seven)
- IESNA (The Illuminating Engineering Society of North America)
- MHI (ASC MH10) (Material Handling Industry)
- NAHBRC (NAHB Research Center, Inc.)
- NBBPVI (National Board of Boiler and Pressure Vessel Inspectors)
- NCPDP (National Council for Prescription Drug Programs)
- NISO (National Information Standards Organization)
- NSF (NSF International)
- PRCA (Professional Ropes Course Association)
- RESNET (Residential Energy Services Network)
- TIA (Telecommunications Industry Association)
- UL (Underwriters Laboratories, Inc.)

To obtain additional information with regard to these standards, including contact information at the ANSI Accredited Standards Developer, please visit *ANSI Online* at www.ansi.org/asd, select "Standards Activities," click on "Public Review and Comment" and "American National Standards Maintained Under Continuous Maintenance." This information is also available directly at www.ansi.org/publicreview.

Alternatively, you may contact the Procedures & Standards Administration department (PSA) at psa@ansi.org or via fax at 212-840-2298. If you request that information be provided via E-mail, please include your E-mail address; if you request that information be provided via fax, please include your fax number. Thank you.

ANSI-Accredited Standards Developers Contact Information

The addresses listed in this section are to be used in conjunction with standards listed in PINS, Call for Comment and Final Actions. This section is a list of developers who have submitted standards for this issue of *Standards Action* – it is not intended to be a list of all ANSI-Accredited Standards Developers. Please send all address corrections to Standards Action Editor at standact@ansi.org.

AAFS American Academy of Forensic Sciences 4200 Wisconsin Ave, NW Suite 106 -310 Washington, DC 20016 Phone: (719) 453-1036 Web: www.aafs.org	ASME American Society of Mechanical Engineers Two Park Avenue New York, NY 10016 Phone: (212) 591-8521 Fax: (212) 591-8501 Web: www.asme.org	IAPMO (ASSE Chapter) ASSE International Chapter of IAPMO 18927 Hickory Creek Drive Suite 220 Mokena, IL 60448 Phone: (708) 995-3015 Fax: (708) 479-6139 Web: www.asse-plumbing.org	NSF NSF International 789 N. Dixboro Road Ann Arbor, MI 48105-9723 Phone: (734) 827-3817 Fax: (734) 827-7875 Web: www.nsf.org
AAMI Association for the Advancement of Medical Instrumentation (AAMI) 4301 N. Fairfax Dr., Ste 301 Suite 301 Arlington, VA 22203-1633 Phone: (703) 253-8263 Fax: (703) 276-0793 Web: www.aami.org	ASPE American Society of Plumbing Engineers 6400 Shafer Court Suite 350 Rosemont, IL 60018 Phone: (847) 296-0002 Fax: (847) 296-2963 Web: www.aspe.org	IAPMO (Z) International Association of Plumbing & Mechanical Officials 5001 East Philadelphia Street Ontario, CA 91761 Phone: (909) 230-5534 Web: www.iapmort.org	SCTE Society of Cable Telecommunications Engineers 140 Philips Rd Exton, PA 19341 Phone: (800) 542-5040 Fax: (800) 542-5040 Web: www.scte.org
ABYC American Boat and Yacht Council 613 Third Street Suite 10 Annapolis, MD 21403 Phone: (410) 990-4460 Fax: (410) 990-4466 Web: www.abycinc.org	ASQ American Society for Quality 600 N Plankinton Ave Milwaukee, WI 53203 Phone: (800) 248-1946 Web: www.asq.org	IEEE Institute of Electrical and Electronics Engineers (IEEE) 445 Hoes Lane Piscataway, NJ 08854 Phone: (732) 562-3854 Fax: (732) 796-6966 Web: www.ieee.org	TAPPI Technical Association of the Pulp and Paper Industry 15 Technology Parkway South Peachtree Corners, GA 30092 Phone: (770) 209-7276 Fax: (770) 446-6947 Web: www.tappi.org
AIAA American Institute of Aeronautics and Astronautics 12700 Sunrise Valley Drive, Suite 200 Reston, VA 20191-5807 Phone: (703) 264-7546 Web: www.aiaa.org	ATIS Alliance for Telecommunications Industry Solutions 1200 G Street NW Suite 500 Washington, DC 20005 Phone: (202) 434-8840 Web: www.atis.org	ITI (INCITS) InterNational Committee for Information Technology Standards 1101 K Street NW Suite 610 Washington, DC 20005 Phone: (202) 626-5737 Web: www.incits.org	TIA Telecommunications Industry Association 1320 North Courthouse Road Suite 200 Arlington, VA 22201 Phone: (703) 907-7706 Fax: (703) 907-7727 Web: www.tiaonline.org
ANS American Nuclear Society 555 North Kensington Avenue La Grange Park, IL 60526 Phone: (708) 579-8268 Fax: (708) 579-8248 Web: www.ans.org	AWS American Welding Society 8669 NW 36th Street, Suite 130 Miami, FL 33166 Phone: (305) 443-9353 Fax: (305) 443-5951 Web: www.aws.org	NEBB National Environmental Balancing Bureau 8575 Grovemont Circle Gaithersburg, MD 20877 Phone: (301) 977-3968 Fax: (301) 977-9589 Web: www.nebb.org	UL Underwriters Laboratories, Inc. 333 Pfingsten Road Northbrook, Illinois 60062 Phone: (847) 664-1292 Web: www.ul.com
ASHRAE American Society of Heating, Refrigerating and Air-Conditioning Engineers, Inc. 1791 Tullie Circle NE Atlanta, GA 30329 Phone: (678) 539-1111 Fax: (678) 539-2111 Web: www.ashrae.org	BHMA Builders Hardware Manufacturers Association 355 Lexington Avenue 15th Floor New York, NY 10017 Phone: (212) 297-2126 Fax: (212) 370-9047 Web: www.buildershardware.com	NEMA (ASC C137) National Electrical Manufacturers Association 1300 North 17th Street, Suite 900 Rosslyn, VA 22209 Phone: (703) 841-3277 Web: www.nema.org	VITA VMEbus International Trade Association (VITA) 929 W. Portobello Avenue Mesa, AZ 85210 Phone: (602) 281-4497 Web: www.vita.com
	HI Hydraulic Institute 6 Campus Drive Parsippany, NJ 07054 Phone: (973) 267-9700 Fax: (973) 267-9055 Web: www.pumps.org	NEMA (ASC C78) National Electrical Manufacturers Association 1300 N 17th St Rosslyn, VA 22209 Phone: 703-841-3262 Web: www.nema.org	

ExSC_054_2017

The proposed revision below to the *ANSI International Procedures* (www.ansi.org/internationalprocedures) clarifies that in order to maintain accreditation by ANSI as an ANSI-Accredited U.S. TAG Administrator to ISO, the organization shall maintain its status as an incorporated, registered or otherwise recognized legal entity. A similar revision has already been approved with respect to new applicants.

Please submit comments to psa@ansi.org by July 5, 2017.

2.5.5 Maintenance of accreditation

In order to maintain accreditation by ANSI, a TAG Administrator shall continue to maintain its status as an incorporated, registered or otherwise recognized legal entity. The ExSC shall provide for oversight and supervision of accredited U.S. TAGs and TAG Administrators to confirm adherence to the criteria for accreditation and to confirm that the procedures and practices of the accredited U.S. TAG continue to be consistent with those that formed the basis for accreditation. This oversight and supervision activity shall apply to all U.S. TAGs regardless of whether an external organization or ANSI serves as U.S. TAG Administrator. The activity shall consist of the following elements, designed to achieve the objectives while minimizing the burden on U.S. TAGs and U.S. TAG Administrators.



IEC Draft International Standards

This section lists proposed standards that the International Electrotechnical Commission (IEC) is considering for approval. The proposals have received substantial support within the technical committees or subcommittees that developed them and are now being circulated to IEC members for comment and vote. Standards Action readers interested in reviewing and commenting on these documents should order copies from ANSI.

Comments

Comments regarding IEC documents should be sent to Tony Zertuche, General Secretary, USNC/IEC, at ANSI's New York offices (tzertuche@ansi.org). The final date for offering comments is listed after each draft.

Ordering Instructions

IEC Drafts can be made available by contacting ANSI's Customer Service department. Please e-mail your request for an IEC Draft to Customer Service at sales@ansi.org. When making your request, please provide the date of the Standards Action issue in which the draft document you are requesting appears.

-
- | | |
|---|--|
| <p>31G/271/CD, IEC 60079-25 ED3: Explosive atmospheres - Part 25: Intrinsically safe electrical systems, 2017/9/15</p> <p>46A/1328/CDV, IEC 61196-5 ED3: Coaxial communication cables - Part 5: Sectional specification for CATV trunk and distribution cables, 2017/8/18</p> <p>47A/1019/CD, IEC 62433-6 ED1: EMC IC modelling - Part 6: Models of integrated circuits for Pulse immunity behavioural simulation - Conducted Pulse Immunity (ICIM-CPI), 2017/8/18</p> <p>48B/2568/CD, IEC 61076-3-124/Ed1: Connectors for electronic equipment - product requirements - Part 3-124: Rectangular connectors - Detail specification for 10way, shielded, free and fixed rectangular connectors for I/O and data transmission capability with frequencies up to 500 MHz, 2017/7/21</p> <p>48B/2569/CD, Connectors for electronic equipment - Product requirements - Part 2-010: Circular connectors - Detail specification for push pull connectors based on M12 connector interfaces according to IEC 61076-2-1xx, 2017/8/18</p> <p>61H/346/CDV, IEC 60335-2-76/FRAG1 ED3: Household and similar electrical appliances - Safety - Part 2-76: Particular requirements for electric fence energizers, 2017/8/18</p> <p>61H/347/CDV, IEC 60335-2-76/FRAG2 ED3: Household and similar electrical appliances - Safety - Part 2-76: Particular requirements for electric fence energizers, 2017/8/18</p> <p>86C/1464/NP, PNW 86C-1464 ED1: Fibre-optic communication subsystem test procedures - Part 4-5: Installed cable plant - Attenuation measurement of MPO terminated fibre optic cable plant using test equipment with MPO interfaces, 2017/8/18</p> <p>86C/1465/DTR, IEC TR 61292-9 ED2: Optical amplifiers - Part 9: Semiconductor optical amplifiers (SOAs), 2017/7/21</p> <p>86A/1795/FDIS, IEC 60794-1-23 ED2: Optical fibre cables - Part 1-23: Generic specification - Basic optical cable test procedures - Cable element test methods, 017/7/7/</p> <p>121A/153/FDIS, IEC 60715 ED2: Dimensions of low-voltage switchgear and controlgear - Standardized mounting on rails for mechanical support of switchgear, controlgear and accessories, 017/7/7/</p> <p>122/41/CD, IEC TS 63042-101 ED1: UHV AC transmission systems - Part 101: Voltage regulation and insulation design for UHV AC transmission systems, 2017/7/21</p> <p>23/772/NP, PNW 23-772: Methodology for determining the energy efficiency class of electrical accessories, 2017/7/21</p> | <p>65/663/CDV, IEC 62443-4-2 ED1: Industrial communication networks - Security for industrial automation and control systems - Part 4-2: Technical security requirements for IACS components, 2017/8/18</p> <p>68/574/CDV, IEC 60404-13 ED2: Magnetic materials - Part 13: Methods of measurement of resistivity, density and stacking factor of electrical steel strip and sheet, 2017/8/18</p> <p>90/387/CDV, IEC 61788-23 ED1: Superconductivity - Part 23: Residual resistance ratio measurement - Residual resistance ratio of Nb superconductors, 2017/8/18</p> <p>10/1017(F)/CDV, IEC 60376 ED3: Specification of technical grade sulfur hexafluoride (SF6) and complementary gases to be used in its mixtures for use in electrical equipment, 017/8/4/</p> <p>106/397/FDIS, IEC 62232 ED2: Determination of RF field strength, power density and SAR in the vicinity of radiocommunication base stations for the purpose of evaluating human exposure, 017/7/7/</p> <p>110/865/CDV, IEC 61747-40-5 ED1: Liquid crystal display devices - Part 40-5: Mechanical testing of display cover glass for mobile devices - Strength against dynamic impact by sharp object with the specimen rigidly supported, 2017/8/18</p> <p>113/364/NP, PNW TS 113-364 ED1: IEC 62607-6-14: Nanomanufacturing - Key control characteristics - Part 6-14: Graphene -Defect level analysis in graphene powder using Raman spectroscopy, 2017/8/18</p> <p>113/365/NP, PNW TS 113-365 ED1: IEC TS 62607-6-13: Nanomanufacturing - Key control characteristics - Part 6-13: Determination of Oxygen Functional Groups Content of Graphene Materials with Boehm titration method, 2017/8/18</p> <p>113/366/NP, PNW TS 113-366 ED1: Nanomanufacturing - Material specifications, Part 1 - Basic concept, 2017/8/18</p> <p>116/335/FDIS, IEC 62841-2-17 ED1: Electric motor-operated hand-held tools, transportable tools and lawn and garden machinery - Safety - Part 2-17: Particular requirements for hand-held routers, 017/7/7/</p> <p>119/168/FDIS, IEC 62899-302-1 ED1: Printed electronics - Part 302-1: Equipment - Inkjet - Imaging based measurement of jetting speed, 017/7/7/</p> <p>20/1727/CDV, IEC 61238-1-1 ED1: Compression and mechanical connectors for power cables - Part 1-1: Test methods and requirements for compression and mechanical connectors for power cables for rated voltages up to 1 kV (Um = 1,2 kV) tested on non-insulated conductors, 2017/8/18</p> |
|---|--|

- 20/1728/CDV, IEC 61238-1-2 ED1: Compression and mechanical connectors for power cables - Part 1-2: Test methods and requirements for insulation piercing connectors for power cables for rated voltages up to 1 kV ($U_m = 1,2$ kV) tested on insulated conductors, 2017/8/18
- 20/1729/CDV, IEC 61238-1-3 ED1: Compression and mechanical connectors for power cables - Part 1-3: Test methods and requirements for compression and mechanical connectors for power cables for rated voltages above 1 kV ($U_m = 1,2$ kV) up to 30 kV ($U_m = 36$ kV) tested on non-insulated conductors, 2017/8/18
- 40/2538/FDIS, IEC 60286-1 ED3: Packaging of components for automatic handling - Part 1: Tape packaging of components with axial leads on continuous tapes, 017/7/7/
- 49/1230/CD, IEC 62884-4 ED1: Measurement techniques of piezoelectric, dielectric and electrostatic oscillators - Part 4: Short-term frequency stability test methods, 2017/8/18
- 49/1231/NP, PNW 49-1231: Guidelines for the measurement method of power durability for surface acoustic wave (SAW) and bulk acoustic wave (BAW) devices in radio frequency (RF), 2017/8/18
- 55/1612/CDV, IEC 60317-73 ED1: Specifications for particular types of winding wires - Part 73: Polyester or polyesterimide overcoated with polyamide-imide enamelled rectangular aluminium wire, class 200, 2017/8/18
- 55/1613/CDV, IEC 60317-74 ED1: Specifications for particular types of winding wires - Part 74: Polyesterimide enamelled rectangular aluminium wire, class 180, 2017/8/18
- 72/1078/FDIS, IEC 60730-2-13 ED3: Automatic electrical controls - Part 2-13: Particular requirements for humidity sensing controls, 017/7/7/
- 100/2907/CDV, IEC 62106-1 ED1: Specification of the radio data system (RDS) for VHF/FM sound broadcasting in the frequency range from 64,0 MHz to 108,0 MHz - Part 1: RDS system: Modulation characteristics and baseband coding, 2017/8/18
- 100/2908/CDV, IEC 62106-4 ED1: Specification of the radio data system (RDS) for VHF/FM sound broadcasting in the frequency range from 64,0 MHz to 108,0 MHz - Part 4: Registered code tables, 2017/8/18
- 100/2909/CDV, IEC 62106-5 ED1: Specification of the radio data system (RDS) for VHF/FM sound broadcasting in the frequency range from 64,0 MHz to 108,0 MHz - Part 5: Marking of RDS and RDS2 devices, 2017/8/18
- 100/2910/CDV, IEC 62106-2 ED1: Specification of the radio data system (RDS) for VHF/FM sound broadcasting in the frequency range from 64,0 MHz to 108,0 MHz - Part 2: RDS message format, coding and definition of RDS features, 2017/8/18
- 100/2911/CDV, IEC 62106-3 ED1: Specification of the radio data system (RDS) for VHF/FM sound broadcasting in the frequency range from 64,0 MHz to 108,0 MHz - Part 3: Coding and registration of Open Data Applications ODAs, 2017/8/18
- 100/2912/CDV, IEC 62106-6 ED1: Specification of the radio data system (RDS) for VHF/FM sound broadcasting in the frequency range from 64,0 MHz to 108,0 MHz - Part 6: Compilation of technical specifications for Open Data Applications in the public domain, 2017/8/18
- 100/2913/CDV, IEC 60728-113 ED1: Cable networks for television signals, sound signals and interactive services - Part 113: Optical systems for broadcast signal transmissions loaded with digital channels only, 2017/8/18
- 100/2942/NP, PNW 100-2942: Universal Serial Bus interfaces for data and power - Part 1-4: Common Components - USB Type-C™ Authentication Specification, 2017/6/23



Newly Published ISO & IEC Standards

Listed here are new and revised standards recently approved and promulgated by ISO - the International Organization for Standardization – and IEC – the International Electrotechnical Commission. Most are available at the ANSI Electronic Standards Store (ESS) at www.ansi.org. All paper copies are available from Standards resellers (<http://webstore.ansi.org/faq.aspx#resellers>).

ISO Standards

ISO/IEC JTC 1 Technical Reports

[ISO/IEC TR 11801-9904:2017](#), Information technology - Generic cabling systems for customer premises - Part 9904: Guidelines for the use of installed cabling to support 2,5GBASE -T and 5GBASE -T applications, \$138.00

DENTISTRY (TC 106)

[ISO 11609:2017](#), Dentistry - Dentifrices - Requirements, test methods and marking, \$138.00

[ISO 19490:2017](#), Dentistry - Sinus membrane elevator, \$45.00

MANAGEMENT CONSULTANCY (TC 280)

[ISO 20700:2017](#), Guidelines for management consultancy services, \$162.00

MARKET, OPINION AND SOCIAL RESEARCH (TC 225)

[ISO 19731:2017](#), Digital analytics and web analyses for purposes of market, opinion and social research - Vocabulary and service requirements, \$103.00

PETROLEUM PRODUCTS AND LUBRICANTS (TC 28)

[ISO 19970:2017](#), Refrigerated hydrocarbon and non-petroleum based liquefied gaseous fuels - Metering of gas as fuel on LNG carriers during cargo transfer operations, \$68.00

PHOTOGRAPHY (TC 42)

[ISO 18844:2017](#), Photography - Digital cameras - Image flare measurement, \$68.00

PLASTICS (TC 61)

[ISO 5659-2:2017](#), Plastics - Smoke generation - Part 2: Determination of optical density by a single-chamber test, \$185.00

SIZING SYSTEMS AND DESIGNATIONS FOR CLOTHES (TC 133)

[ISO 5971:2017](#), Size designation of clothes - Tights, \$68.00

TRADITIONAL CHINESE MEDICINE (TC 249)

[ISO 19611:2017](#), Traditional Chinese medicine - Air extraction cupping device, \$68.00

[ISO 19614:2017](#), Traditional Chinese medicine - Pulse graph force transducer, \$138.00

[ISO 20409:2017](#), Traditional Chinese medicine - Panax notoginseng root and rhizome, \$103.00

TYRES, RIMS AND VALVES (TC 31)

[ISO 16392:2017](#), Tyres - Electrical resistance - Test method for measuring electrical resistance of tyres on a test rig, \$68.00

ISO Technical Reports

GAS CYLINDERS (TC 58)

[ISO/TR 19811:2017](#), Gas cylinders - Service life testing for cylinders and tubes of composite construction, \$68.00

OPTICS AND OPTICAL INSTRUMENTS (TC 172)

[ISO/TR 18476:2017](#), Ophthalmic optics and instruments - Free form technology - Spectacle lenses and measurement, \$162.00

ISO Technical Specifications

CONCRETE, REINFORCED CONCRETE AND PRE-STRESSED CONCRETE (TC 71)

[ISO/TS 16774-1:2017](#), Test methods for repair materials for water-leakage cracks in underground concrete structures - Part 1: Test method for thermal stability, \$103.00

[ISO/TS 16774-5:2017](#), Test methods for repair materials for water-leakage cracks in underground concrete structures - Part 5: Test method for watertightness, \$103.00

[ISO/TS 16774-6:2017](#), Test methods for repair materials for water-leakage cracks in underground concrete structures - Part 6: Test method for response to the substrate movement, \$103.00

NANOTECHNOLOGIES (TC 229)

[ISO/TS 18827:2017](#), Nanotechnologies - Electron spin resonance (ESR) as a method for measuring reactive oxygen species (ROS) generated by metal oxide nanomaterials, \$138.00

RAILWAY APPLICATIONS (TC 269)

[ISO/TS 22163:2017](#), Railway applications - Quality management system - Business management system requirements for rail organizations: ISO 9001:2015 and particular requirements for application in the rail sector, \$209.00

ISO/IEC JTC 1, Information Technology

[ISO/IEC 15693-3/Amd4:2017](#), Identification cards - Contactless integrated circuit cards - Vicinity cards - Part 3: Anticollision and transmission protocol - Amendment 4: Security framework, \$138.00

[ISO/IEC 30182:2017](#), Smart city concept model - Guidance for establishing a model for data interoperability, \$209.00

[ISO/IEC 21000-21:2017](#), Information technology - Multimedia framework (MPEG-21) - Part 21: Media contract ontology, \$232.00

IEC Standards

ALL-OR-NOTHING ELECTRICAL RELAYS (TC 94)

[IEC 61810-2 Ed. 3.0 b:2017](#), Electromechanical elementary relays - Part 2: Reliability, \$281.00

[IEC 61810-2-1 Ed. 2.0 b:2017](#), Electromechanical elementary relays - Part 2-1: Reliability - Procedure for the verification of B_{10} values, \$117.00

ELECTRICAL EQUIPMENT IN MEDICAL PRACTICE (TC 62)

[IEC 60601-2-75 Ed. 1.0 b:2017](#), Medical electrical equipment - Part 2 -75: Particular requirements for the basic safety and essential performance of photodynamic therapy and photodynamic diagnosis equipment, \$199.00

FIBRE OPTICS (TC 86)

[IEC 62343 Ed. 2.0 en:2017](#), Dynamic modules - General and guidance, \$164.00

[IEC 62496-2 Ed. 1.0 en:2017](#), Optical circuit boards - Basic test and measurement procedures - Part 2: General guidance for definition of measurement conditions for optical characteristics of optical circuit boards, \$235.00

[IEC 61753-121-2 Ed. 2.0 b:2017](#), Fibre optic interconnecting devices and passive components - Performance standard - Part 121-2: Simplex and duplex cords with single-mode fibre and cylindrical ferrule connectors for category C - Controlled environment, \$117.00

FLAT PANEL DISPLAY DEVICES (TC 110)

[IEC 62715-6-2 Ed. 1.0 en:2017](#), Flexible display devices - Part 6-2: Environmental testing methods, \$82.00

HYDRAULIC TURBINES (TC 4)

[IEC 62256 Ed. 2.0 en:2017](#), Hydraulic turbines, storage pumps and pump-turbines - Rehabilitation and performance improvement, \$410.00

[S+ IEC 62256 Ed. 2.0 en:2017 \(Redline version\)](#), Hydraulic turbines, storage pumps and pump-turbines - Rehabilitation and performance improvement, \$534.00

LAMPS AND RELATED EQUIPMENT (TC 34)

[IEC 60598-2-17 Ed. 2.0 b:2017](#), Luminaires - Part 2-17: Particular requirements - Luminaires for stage lighting, television and film studios (outdoor and indoor), \$47.00

MEASURING EQUIPMENT FOR ELECTROMAGNETIC QUANTITIES (TC 85)

[IEC 62754 Ed. 1.0 b:2017](#), Computation of waveform parameter uncertainties, \$317.00

[IEC 62586-1 Ed. 2.0 b:2017](#), Power quality measurement in power supply systems - Part 1: Power quality instruments (PQI), \$235.00

POWER TRANSFORMERS (TC 14)

[IEC/IEEE 60076-57-1202 Ed. 1.0 b:2017](#), Power transformers - Part 57-1202: Liquid immersed phase-shifting transformers, \$281.00

SAFETY OF HAND-HELD MOTOR-OPERATED ELECTRIC TOOLS (TC 116)

[IEC 62841-2-21 Ed. 1.0 b:2017](#), Electric motor-operated hand-held tools, transportable tools and lawn and garden machinery - Safety - Part 2-21: Particular requirements for hand-held drain cleaners, \$117.00

SURFACE MOUNTING TECHNOLOGY (TC 91)

[IEC 61191-2 Ed. 3.0 en:2017](#), Printed board assemblies - Part 2: Sectional specification - Requirements for surface mount soldered assemblies, \$235.00

[IEC 61191-3 Ed. 2.0 en:2017](#), Printed board assemblies - Part 3: Sectional specification - Requirements for through-hole mount soldered assemblies, \$117.00

IEC Technical Reports

CAPACITORS AND RESISTORS FOR ELECTRONIC EQUIPMENT (TC 40)

[IEC/TR 63091 Ed. 1.0 en:2017](#), Study for the derating curve of surface mount fixed resistors - Derating curves based on terminal part temperature, \$387.00

POWER ELECTRONICS (TC 22)

[IEC/TR 62543 Ed. 1.2 en:2017](#), High-voltage direct current (HVDC) power transmission using voltage sourced converters (VSC), \$645.00

[IEC/TR 62543 Amd.2 Ed. 1.0 en:2017](#), Amendment 2 - High-voltage direct current (HVDC) power transmission using voltage sourced converters (VSC), \$47.00

[IEC/TR 60919-1 Ed. 3.2 en:2017](#), Performance of high-voltage direct current (HVDC) systems with line-commutated converters - Part 1: Steady-state conditions, \$645.00

[IEC/TR 60919-1 Amd.2 Ed. 3.0 en:2017](#), Amendment 2 - Performance of high-voltage direct current (HVDC) systems with line-commutated converters - Part 1: Steady-state conditions, \$47.00

Proposed Foreign Government Regulations

Call for Comment

U.S. manufacturers, exporters, regulatory agencies and standards developing organizations may be interested in proposed foreign technical regulations notified by Member countries of the World Trade Organization (WTO). In accordance with the WTO Agreement on Technical Barriers to Trade (TBT Agreement), Members are required to notify proposed technical regulations that may significantly affect trade to the WTO Secretariat in Geneva, Switzerland. In turn, the Secretariat issues and makes available these notifications. The purpose of the notification requirement is to provide global trading partners with an opportunity to review and comment on the regulations before they become final.

The USA Inquiry Point for the WTO TBT Agreement is located at the National Institute of Standards and Technology (NIST) in the Standards Coordination Office (SCO). The Inquiry Point distributes the notified proposed foreign technical regulations (notifications) and makes the associated full-texts available to U.S. stakeholders via its online service, Notify U.S. Interested U.S. parties can register with Notify U.S. to receive e-mail alerts when notifications are added from countries and industry sectors of interest to them.

To register for Notify U.S., please visit

<http://www.nist.gov/notifyus/>.

The USA WTO TBT Inquiry Point is the official channel for distributing U.S. comments to the network of WTO TBT Enquiry Points around the world. U.S. business contacts interested in commenting on the notifications are asked to review the comment guidance available on Notify U.S. at

<https://tsapps.nist.gov/notifyus/data/guidance/guidance.cfm>

prior to submitting comments.

For further information about the USA TBT Inquiry Point, please visit:

<https://www.nist.gov/standardsgov/what-we-do/trade-regulatory-programs/usa-wto-tbt-inquiry-point>

Contact the USA TBT Inquiry Point at:(301) 975-2918; Fax: (301) 926-1559; E-mail: usatbtep@nist.gov or notifyus@nist.gov.

Information Concerning

American National Standards

Call for Members

INCITS Executive Board – ANSI Accredited SDO and US TAG to ISO/IEC JTC 1, Information Technology

The InterNational Committee for Information Technology Standards (INCITS), an ANSI accredited SDO, is the forum of choice for information technology developers, producers and users for the creation and maintenance of formal de jure IT standards. INCITS' mission is to promote the effective use of Information and Communication Technology through standardization in a way that balances the interests of all stakeholders and increases the global competitiveness of the member organizations.

The INCITS Executive Board serves as the consensus body with oversight of its 40+ Technical Committees. Additionally, the INCITS Executive Board has the international leadership role as the US Technical Advisory Group (TAG) to ISO/IEC JTC 1, Information Technology.

Membership in the INCITS Executive Board is open to all directly and materially affected parties in accordance with INCITS membership rules. To find out more about participating on the INCITS Executive Board, contact Jennifer Garner at jgarner@itic.org or visit <http://www.incits.org/participation/membership-info> for more information.

Membership in all interest categories is always welcome; however, the INCITS Executive Board seeks to broaden its membership base in the following categories:

- Service Providers
- Users
- Standards Development Organizations and Consortia
- Academic Institutions

Society of Cable Telecommunications

ANSI Accredited Standards Developer

SCTE, an ANSI-accredited SDO, is the primary organization for the creation and maintenance of standards for the cable telecommunications industry. SCTE's standards mission is to develop standards that meet the needs of cable system operators, content providers, network and customer premises equipment manufacturers, and all others who have an interest in the industry through a fair, balanced and transparent process.

SCTE is currently seeking to broaden the membership base of its ANSI consensus bodies and is interested in new members in all membership categories to participate in new work in fiber-optic networks, advanced advertising, 3D television, and other important topics. Of particular interest is membership from the content (program and advertising) provider and user communities.

Membership in the SCTE Standards Program is open to all directly and materially affected parties as defined in SCTE's membership rules and operating procedures. More information is available at www.scte.org or by e-mail from standards@scte.org.

ANSI Accreditation Program for Third Party Product Certification Agencies

Request for Scope Extension

ACB, Inc.

Comment Deadline: July 3, 2017

Mr. Gregory Czumak - Review Engineer
ACB, Inc.
6731 Whittier Avenue, Suite C110
McLean, VA 22101
Phone: 703-847-4700
Fax: 703-847-6888
E-mail: gczumak@acbcert.com
Web: www.ACBcert.com

ACB, Inc., an ANSI-accredited certification body, has requested an extension of ANSI accreditation to include the following:

Title of Certification Scheme

Criteria and Requirements Applicable to Foreign Testing
Laboratories and Certification Bodies Seeking
Recognition by OFCA as Conformity Assessment
Bodies

Scopes Assessed:

OFTA Radio Equipment Specifications (HKTA 10XX)
HKTA 1074
HKTA 1075
HKTA 1076

Please send your comments by July 3, 2017 to Reinaldo Balbino Figueiredo, Senior Program Director, Product/Process/Services Accreditation Programs, American National Standards Institute, 1899 L Street, NW, 11th Floor, Washington, DC 20036, Fax: 202-293 9287 or e-mail: rfigueir@ansi.org, or Nikki Jackson, Director, Product/Process/Services Accreditation Programs, American National Standards Institute, 1899 L Street, NW, 11th Floor, Washington, DC 20036 Fax: 202-293 9287 or e-mail: njackson@ansi.org.

International Organization for Standardization (ISO)

Call for U.S. TAG Administrator

ISO/TC 17/SC 7 – Methods of Testing (Other than Mechanical Tests and Chemical Analysis)

Reply Deadline: June 22, 2017

ANSI has been informed that ASTM International, the ANSI-accredited U.S. TAG Administrator for ISO/TC 17, wishes to relinquish their membership in ISO/TC 17/SC 7.

ISO/TC 17/SC 7 operates under the following scope:

- Standardization of methods of testing steel other than:
 - mechanical tests
 - chemical analysis
 - non-destructive tests covered by other ISO/TC 17/SCs and ISO/TC 135.

Organizations interested in serving as the U.S. TAG Administrator or participating on a U.S. TAG should contact ANSI's ISO Team (isot@ansi.org).

ISO/TC 17/SC 20 – General Technical Delivery Conditions, Sampling and Mechanical Testing Methods

Reply Deadline: June 22, 2017

ANSI has been informed that ASTM International, the ANSI-accredited U.S. TAG Administrator for ISO/TC 17, wishes to relinquish their membership in ISO/TC 17/SC 20.

ISO/TC 17/SC 20 operates under the following scope:

Standardization of general technical delivery conditions, inspection documents and general rules for selection and preparation of samples and test pieces for mechanical testing of wrought steels.

Organizations interested in serving as the U.S. TAG Administrator or participating on a U.S. TAG should contact ANSI's ISO Team (isot@ansi.org).

ISO Proposal for a New Field of ISO Technical Activity

Excellence in Service

Comment Deadline: June 23, 2017

DIN, the ISO member body for Germany, has submitted to ISO a proposal for a new field of ISO technical activity on Excellence in Service, with the following scope statement:

This standardization project wants to develop documents on the guidance for the creation of outstanding customer experiences through the provision of excellent services to achieve customer delight. It does not focus on providing basic customer service which organizations should already have in place. These documents apply to all organizations delivering services, such as commercial organizations, public services and not-for-profit organizations.

Anyone wishing to review the proposal can request a copy by contacting ANSI's ISO Team (isot@ansi.org), with a submission of comments to Steve Cornish (scornish@ansi.org) by close of business on Friday, June 23, 2017.

Information Concerning

International Organization for Standardization (ISO)

Call for International (ISO) Secretariat

ISO/TC 85/SC 6 – *Reactor Technology*

Reply Deadline: June 9, 2017

Currently, the U.S. holds a leadership position as Secretariat of ISO/TC 85/SC 6 – *Reactor Technology*. ANSI has delegated the responsibility for the administration of the Secretariat for ISO/TC 85/SC 6 to the ASTM International. ASTM has advised ANSI of its intent to relinquish its role as delegated Secretariat for this committee.

ISO/TC 85/SC 6 operates under the following scope:

Development of standards in the Reactor technology within the scope of ISO/TC 85:

Standardization in the field of peaceful applications of nuclear energy, nuclear technologies and in the field of the protection of individuals and the environment against all sources of ionizing radiations.

ANSI is seeking organizations in the U.S. that may be interested in assuming the role of delegated Secretariat for ISO/TC 85/SC 6. Alternatively, ANSI may be assigned the responsibility for administering an ISO Secretariat. Any request that ANSI accept the direct administration of an ISO Secretariat shall demonstrate that:

1. The affected interests have made a financial commitment for not less than three years covering all defined costs incurred by ANSI associated with holding the Secretariat;
2. The affected technical sector, organizations or companies desiring that the U.S. hold the Secretariat request that ANSI perform this function;
3. The relevant U.S. TAG has been consulted with regard to ANSI's potential role as Secretariat; and
4. ANSI is able to fulfill the requirements of a Secretariat.

If no U.S. organization steps forward to assume the ISO/TC 85/SC 6 Secretariat, or if there is insufficient support for ANSI to assume direct administration of this activity by June 9, 2017, then ANSI will inform the ISO Central Secretariat that the U.S. will relinquish its leadership of the committee. This will allow ISO to solicit offers from other countries interested in assuming the Secretariat role.

Information concerning the United States retaining the role of international Secretariat may be obtained by contacting ANSI's ISO Team (isot@ansi.org).

WQA/ASPE/ANSI S-802 (2017): Sustainable Media Products for Water Treatment

Second Public Review Draft

May 22, 2017

1 Scope

1.1 Included Product Types

1.1.1 The scope of this standard is limited to the following treatment media product types (or blends thereof) commonly utilized in water treatment:

- A. Activated carbon
- B. Ion exchange resin
 - 1. Cation resins (polybenzyl sulfonates)
 - 2. Anion resins (polybenzyl aminates)
 - 3. Acrylic-based ion exchange resin

1.1.2 ~~The term 'drinking water' is generally used within this standard to refer to water~~The media covered within the scope of this standard are most commonly utilized for the treatment of water meant for human consumption (such as for drinking, or cooking food preparation), or to be used as ingredient in food. However, ~~the use of the term in this~~the scope of this standard also context encompasses media for use in water treatment applications which have water quality needs similar to drinking or potable water (e.g. recreational/bathing water ~~or and~~ industrial process applications), ~~and the scope of this standard covers treatment media used in all such applications.~~

1.1.3 The above product types are covered by this standard for any of the following end-use applications:

- A. Point of Use (POU) systems/products
- B. Point of Entry (POE) systems
- C. Commercial/Industrial Systems
- D. Municipal supply

Please note: Only changes in redline are available for comment at this time.



4 Core Attributes, Criteria and Metrics [100]

4.1 Scope

4.2 Production [90]

4.2.1 Healthy and Safe Working Conditions [20]

4.2.2 Emissions and Consumption

4.2.2.1 General

For all criteria under §4.2.2 below, where consumption or emissions reductions/improvements are specified, full credit for the criteria shall be awarded if the facility has already achieved a baseline level of zero or de-minimus for that particular consumption or emission.

4.2.2.2 Energy Efficiency / Renewable Energy Use [15]

- 4.2.2.2.1 A product shall receive five (5) points if the manufacturer conducts an annual energy audit of all the manufacturing facilities under the scope of this standard. Documentation shall include the quantity and source of energy consumed.
- 4.2.2.2.2 A product shall receive three (3) points if the manufacturer develops and implements a program to reduce total energy use in all the manufacturing facilities under the scope of this standard.
- 4.2.2.2.3 A product shall receive two (2) points if the manufacturer sets and documents specific targets within a defined timeframe for the reduction of total energy consumption in all its manufacturing facilities under the scope of this standard.
- 4.2.2.2.4 A product shall receive three (3) points if the manufacturer demonstrates a reduction in the overall trend for total energy consumption, achieved across the previous five years, at all the manufacturing facilities under the scope of this standard.
- 4.2.2.2.5 A product shall receive two (2) points if the manufacturer demonstrates that it uses a minimum of 5% renewable energy at the manufacturing facilities under the scope of this standard in order to reduce the use of fossil-based energy sources.

4.2.2.3 Reduction of Greenhouse Gas (GHG) Emissions [15]

- 4.2.2.3.1 A product shall receive five(5) points if the manufacturer has a program to regularly inventory direct [scope 1] and indirect [scope 2] GHG emissions from its production facilities in accordance with the WRI/WBCSD GHG Protocol: Corporate Accounting and Reporting standard or an equivalent recognized standard. If the latter equivalent recognized standard option is chosen, the company shall disclose their choice of standard for verification purposes.
 - 4.2.2.3.1.1 **Guidance Note:** A GHG inventory may include collection of information on GHG emissions for either the facilities associated with media production or a full corporate GHG Report that includes the facilities associated with media production and broader corporate activities. Examples of recommended GHG measurement reporting programs for scope 1 and 2 GHG emissions include:
 - a. *WRI/WBCSD GHG Protocol: Corporate Accounting and Reporting Standard*
 - b. *ISO 14064 – Part 1*
 - c. *The Climate Registry (TCR) General Reporting Protocol*

Please note: Only changes in redline are available for comment at this time.



- 4.2.2.3.2 A product shall receive four (4) points if the manufacturer has developed and implemented a GHG emissions reduction program at the manufacturing facilities under the scope of this standard.
- 4.2.2.3.3 The product shall receive (2) points if the manufacturer sets and documents specific targets within a defined timeframe for the reduction of total GHG emissions in all its manufacturing facilities under the scope of this standard.
- 4.2.2.3.4 A product shall receive four (4) points if the manufacturer can demonstrate a reduction in the overall trend for GHG emissions, achieved across the previous five years, in the production facilities directly related to the product on a per unit product or facility-wide production basis. The following are actions the manufacturer may undertake to reduce its GHG emissions, ordered from most to least preferred:
- Avoid GHG-intensive activities;
 - Reduce energy consumption via energy efficiency;
 - Replace high-carbon energy sources with low or zero-carbon alternatives; and
 - Offset emissions that cannot be otherwise eliminated with carbon credits.
- 4.2.2.3.5 If the reduction was achieved partially or entirely from the use of carbon credits, the manufacturer shall provide justification for why credits were used and demonstrate that purchased credits are certified and registered by at least one of the following programs:

Carbon Credit Program	e. Web Address
The Gold Standard	http://www.cdmgoldstandard.org/
Clean Development Mechanism	http://cdm.unfccc.int/
Joint Implementation	http://ji.unfccc.int/index.html
Verified Carbon Standard	http://www.v-c-s.org
The Climate Registry	http://www.theclimateregistry.org/
Climate, Community and Biodiversity Alliance (CCBA)	http://www.climate-standards.org/
American Carbon Registry	http://americancarbonregistry.org/

4.2.2.4 Reduction of Air Emissions (excluding Greenhouse Gas Emissions) [10]

- 4.2.2.4.1 A product shall receive four (4) points if the manufacturer can demonstrate that it has conducted an inventory of its non-greenhouse gas air emissions for the production facilities directly related to the product. The inventory shall include documented data on all fugitive and point source regulated air emissions, as well as any known persistent, bio-accumulative, or toxic (PBT) air emissions not covered by local regulations.
- 4.2.2.4.2 A product shall receive three (3) points if the manufacturer has developed and implemented a program to reduce air pollution¹ during media production.
- 4.2.2.4.3 A product shall receive one (1) point if the manufacturer has set and documented specific targets within a defined timeframe for the reduction of regulated air emissions and any known PBT air emissions not covered by local regulations from its production facilities.

¹ This criterion excludes greenhouse gas pollutants, which are covered under Section 4.2.2.3, **Reduction of Greenhouse Gas (GHG) Emissions**.

Please note: Only changes in redline are available for comment at this time.



- 4.2.2.4.4 A product shall receive two (2) points if the manufacturer can demonstrate a reduction in the overall trend for air emissions, achieved across the previous five years, at the manufacturing facilities under the scope of this standard

4.2.2.5 Reduction of Water Consumption in Production [10]

- 4.2.2.5.1 A product shall receive four (3) points if the manufacturer can demonstrate that it has conducted an inventory of its water consumption for the manufacturing facilities under the scope of this standard.
- 4.2.2.5.2 A product shall receive three (2) points if the manufacturer has developed and implemented a program to reduce water consumption during production.
- 4.2.2.5.3 A product shall receive one (1) point if the manufacturer has set and documented specific targets, within a defined timeframe, for the reduction of water consumption.
- 4.2.2.5.4 A product shall receive two (2) points if the manufacturer can demonstrate a reduction in the overall trend for water consumption, achieved across the previous five years, at the manufacturing facilities under the scope of this standard.
- 4.2.2.5.5 A product shall receive two (2) points if at least 10% of its water consumption is reclaimed from graywater or other non-potable sources

4.2.2.6 Reduction of Contaminants in Water Discharge [10]

- 4.2.2.6.1 A product shall receive four (4) points if the manufacturer can demonstrate that it has conducted an inventory of its water discharge contaminants for the manufacturing facilities under the scope of this standard.
- 4.2.2.6.2 A product shall receive three (3) points if the manufacturer has developed and implemented a program to reduce water discharge contaminants during production.
- 4.2.2.6.3 A product shall receive one (1) point if the manufacturer has set and documented specific targets, within a defined timeframe, for the reduction of water discharge contaminants
- 4.2.2.6.4 A product shall receive two (2) points if the manufacturer can demonstrate a reduction in the overall trend for water discharge contaminants, achieved across the previous five years, at the manufacturing facilities under the scope of this standard

4.2.2.7 Reduction of Solid Waste [10]

- 4.2.2.7.1 The product shall receive the following points if the manufacturer demonstrates that it has conducted an annual inventory of the following for the manufacturing facilities under the scope of this standard:
 - 4.2.2.7.1.1 Two (2) points for reporting the total solid waste by weight and/or volume; and
 - 4.2.2.7.1.2 One (1) point for reporting the solid waste by disposal method (e.g. landfill disposal, incineration, recycling, energy recovery processes, biological reprocessing, etc.).
 - 4.2.2.7.1.3 One (1) point for reporting the solid waste according to classification as hazardous vs. non-hazardous
- 4.2.2.7.2 A product shall receive three (3) points if the manufacturer has developed and implemented a program to reduce solid waste during production.
- 4.2.2.7.3 A product shall receive one (1) point if the manufacturer has set and documented specific targets, within a defined timeframe, for the reduction of solid waste during production

Please note: Only changes in redline are available for comment at this time.



- 4.2.2.7.4 A product shall receive two (2) points if the manufacturer can demonstrate a reduction in the overall trend for solid waste, achieved across the previous five years, at the manufacturing facilities under the scope of this standard

D1.3/D1.3M:20XX Ballot (Structural Welding Code —Sheet Steel)

All substantive revisions from the previous public review that are being made to the next edition of the D1.3/D1.3M:20XX code are listed below in green highlight. These items have previously been approved individually through the AWS D1H Subcommittee on Sheet Steel and the AWS D1 Committee on Structural Welding. Additional editorial changes may be included into the next edition during the final publication stages.

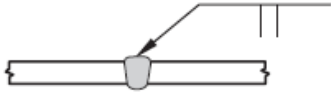
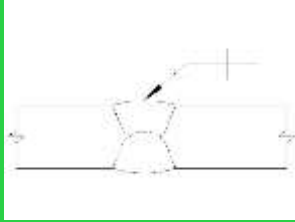

2.2.2 Fillet Welds. The allowable load capacity P of a fillet weld in lap and T-joints, made in any welding position (see Figure 2.2(a) and Figure 2.2(b)) for matching filler-metal base-metal combinations (see Table 1.2), shall be governed by the thickness of the sheet steel, provided that t_w is at least equal to the thickness of the sheet steel. The allowable load capacity shall be the following as follows:

Table 1.2 (Continued)
Matching Filler Metal Requirements (see 1.4.1)

Group No.	ASTM Steel Specifications		Yield Strength ^{a, b}		Tensile Strength ^{a, b}		AWS Filler Metal Specifications ^c
			ksi	MPa	ksi	MPa	
II	ASTM A109/A109M	Temper 3	—	—	55 ^d	380 ^d	SMAW AWS A5.1/A5.1M
	ASTM A501/A501M	Gr B	50	345	70	480	E70XX
	ASTM A529/A529M	Gr 50	50	345	65-100	450-690	SMAW AWS A5.5/A5.5M^e
		Gr 55	55	380	70-100	485-690	E70XX
	ASTM A572/A572M	Gr 50	50	345	65	450	SAW AWS A5.17/A5.17M
		Gr 55	55	380	70	485	F7AX-EXXX, F7AX-ECXX
	ASTM A606		45-50	310-340	65-70	450-480	SAW AWS A5.23/A5.23M^e
		Gr 50 Class 1	50	340	65	450	F7AX-EXXX-XX, F7AX-ECXXX-XX
		Gr 50 Class 2	50	340	—	—	GMAW/GTAW AWS A5.18/A5.18M
		Gr 50 Class 3	50	340	70	480	ER70S-X, E70C-XC, E70C-XM
	ASTM A653 SS	Gr 50 Class 4	50	340	60	410	GMAW/GTAW AWS A5.28/A5.28M^e
		Gr 55	55	380	70	480	ER70S-XXX, E70C-XXX
		Gr 60	60	410	70	480	GMAW AWS A5.36/A5.36M^{e, g}
		Gr 50	50	340	60	410	Low Alloy Steel Open Classifications
	ASTM A653/A653M ^h HSLAS	Gr 55 Class 1	55	380	70	480	E7XTX-XAX-X
		Gr 55 Class 2	55	380	65	450	FCAW AWS A5.20/A5.20M
		Gr 60	60	410	70	480	E7XT-X, E7XT-XC, E7XT-XM
		Gr 55 Class 1	55	380	70	480	FCAW AWS A5.36/A5.36M
	ASTM A653/A653M ^h HSLAS-F	Gr 55 Class 2	55	380	65	450	Carbon Steel Fixed Classifications ^f
		Gr 60	60	410	70	480	E7XT-1C, E7XT-1M,
		Gr 50 Class 1	50	340	65	450	E7XT-5C, E7XT-5M,
		Gr 50 Class 2	50	340	—	—	E7XT-6, E7XT-8,
		Gr 50 Class 4	50	340	60	410	E7XT-9C, E7XT-9M,
	ATM A792	Gr 60	60	410	70	480	E7XT-12C, EX7T-12M,
		Gr 50 Type H	50	340	65 ⁱ	450	E70T-4, E7XT-7
		Gr 55 Type H	55	380	70 ⁱ	480	Open Classifications ^g
		Gr 60 Type H	60	410	70 ⁱ	480	E7XTX-C1AX-CS1,
	ASTM A1003/A1003M						E7XTX-M21-CS1 ^f ,
		Gr 50	50	340	65	450	E7XTX-C1AX-CS2,
		Gr 50 Class 1	50	340	65	450	E7XTX-M21-CS2 ^f ,
		Gr 55 Class 1	55	380	70	480	E7XTX-XAX-CS1,
		Gr 55 Class 2	55	380	65	450	E7XTX-XAX-CS2,
		Gr 60 Class 2	60	410	70	480	E7XTX-AX-CS3
	ASTM A1008/A1008M SS	Gr 50	50	340	65	450	FCAW AWS A5.29/A5.29M^e
		Gr 55	55	380	70	480	E7XTX-X, E7XTX-XC,
		Gr 50 Class 1	50	340	65	450	E7XTX-XM
		Gr 55 Class 1	55	380	70	480	FCAW AWS A5.36/A5.36M^{e, g}
		Gr 55 Class 2	55	380	65	450	Low Alloy Steel Open Classifications
		Gr 60 Class 2	60	410	70	480	E7XTX-C1AX-X,
	ASTM A1011/A1011M SS	Gr 50	50	340	65	450	E7XTX-M21X ^f ,
		Gr 55	55	380	70	480	E7XTX-XAX-X
		Gr 50 Class 1	50	340	65	450	E7XTX-AX-X
		Gr 55 Class 1	55	380	70	480	
		Gr 55 Class 2	55	380	65	450	
		Gr 60 Class 2	60	410	70	480	
	ASTM A1011/A1011M HSLAS	Gr 60	60	410	70	480	
		Gr 50	50	340	65	450	
		Gr 55	55	380	70	480	
		Gr 50 Class 1	50	340	65	450	
		Gr 55 Class 1	55	380	70	480	
		Gr 55 Class 2	55	380	65	450	
		Gr 60 Class 2	60	410	70	480	
	ASTM A1011/A1011M HSLAS-F	Gr 60	60	410	70	480	
		Gr 50	50	340	65	450	
		Gr 55	55	380	70	480	
		Gr 50 Class 1	50	340	65	450	
		Gr 55 Class 1	55	380	70	480	
		Gr 55 Class 2	55	380	65	450	
		Gr 60 Class 2	60	410	70	480	
	ASTM A1039/A1039M SS	Gr 50	50	340	65	450	
		Gr 55	55	380	70	480	
		Gr 50 Class 1	50	340	65	450	
		Gr 55 Class 1	55	380	70	480	
		Gr 55 Class 2	55	380	65	450	
		Gr 60 Class 2	60	410	70	480	
	ASTM A1063/A1063M SS	Gr 50	50	340	65	450	
		Gr 55	55	380	70	480	
		Gr 50 Class 1	50	340	65	450	
		Gr 55 Class 1	55	380	70	480	
		Gr 55 Class 2	55	380	65	450	
		Gr 60 Class 2	60	410	70	480	
	ASTM A1063/A1063M HSLAS	Gr 50	50	340	65	450	
		Gr 55	55	380	70	480	
		Gr 50 Class 1	50	340	65	450	
		Gr 55 Class 1	55	380	70	480	
		Gr 55 Class 2	55	380	65	450	
		Gr 60 Class 2	60	410	70	480	

No other substantive changes were made to Table 1.2 since the previous public review.

Table 4.1
WPS Qualification Tests^a (see 4.6)

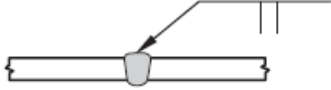
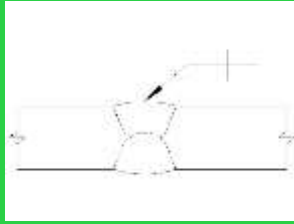
Test Assemblies Shown in Figure:	Type of Welded Joint Tested	Type of Test	Position		Qualified Welded Joint
			Tested	Qualified	
4.1 (A) 	Square groove weld in butt joint-sheet to sheet <u>welded from one side only.</u>	Bend	F	F	Square groove weld in butt joint-sheet to sheet. <u>Qualifies welded from one side or welded from both sides.</u>
			H	H	
			V	V	
			OH	OH	
4.1(B)  Note to Graphic Artist make Figure look like other Figures bold the edges make the center part of the figure where the arrow is pointing gray.	<u>Square groove welded from both sides in butt joint – sheet to sheet</u>	<u>Bend</u>	<u>F</u>	<u>F</u>	Square groove weld in butt joint – sheet to sheet. Qualifies welded from both sides only.
			<u>H</u>	<u>H</u>	
			<u>V</u>	<u>V</u>	
			<u>OH</u>	<u>OH</u>	
4.1(C) 	<u>HSS square groove butt joint</u>	<u>Bend</u>	<u>1G</u>	<u>F</u>	<u>Square butt groove weld-thickness tested except as modified by Table 4.2</u>
			<u>2G</u>	<u>F,H</u>	
			<u>5G</u>	<u>F,V,OH</u>	
			<u>6G</u>	<u>All, Including T,Y,K</u>	

All other components of Table 4.1 remain the same.

Table 4.2
PQR Essential Variable Changes^a Requiring WPS Requalification for
SMAW, GMAW, FCAW, GTAW, and SAW (see 4.5)

Essential Variable Changes to PQR Requiring Requalification	SMAW	GMAW	FCAW	GTAW	SAW
(1) A change in classification of electrode (e.g., change from E6010 to E6012)	X				
(2) A change in filler metal or electrode/flux classification not covered in AWS A5.18 or AWS A5.28 (GMAW/GTAW), AWS A5.36 (FCAW/GMAW) , AWS A5.20 or AWS A5.29 (FCAW), or AWS A5.17 or AWS A5.23 (SAW)		X	X	X	X
(3) A change in tungsten electrode type per AWS A5.12				X	
(4) A change increasing the filler metal strength level (a change from E70XX to E80XX-X, for example, but not vice versa)	X	X	X	X	X
(5) A change in the diameter of the electrode	X	X	X	X	X
(6) A change of more 1/16 in [1.6 mm] in the nominal diameter of filler wire				X	
(7) The addition or deletion of filler metal				X	
(8) Changes of more than 10% above or below the melting rate, amperage, or wire feed speed; in the case of arc spot, or arc seam welds, a reduction in melting rate, welding current, or wire feed speed of more than 5% except as permitted by 5.4 .	X	X	X	X	X
(9) A change in the type of welding current (AC or DC) or polarity	X	X	X	X	X

Table 4.4
Welder Performance Qualification Tests^a (see 4.8)

Test Assemblies Shown in Figure:	Type of Welded Joint Tested	Type of Test	Position		Qualified	
			Tested	Qualified	Welded Joint	Thickness
4.1 (A) 	Square groove weld in butt joint-sheet to sheet welded from one side only .	Bend	F	F	Square groove weld in butt joint-sheet to sheet Qualifies welded from one side or welded from both sides.	Thickness tested [except as modified by 4.7.2(3)]
			H	F, H		
			V	F, H, V		
			OH	F, H, OH		
4.1(B)  <p>Note to Graphic Artist make Figure look like other Figures bold the edges make the center part of the figure where the arrow is pointing gray.</p>	Square groove welded from both sides in butt joint-sheet to sheet	Bend	F	F	Square groove weld in butt joint – sheet to sheet. Qualifies welded from both sides only.	Thickness tested [excepted as modified by 4.7.2(3)]
			H	F, H		
			V	F, H, V		
			OH	F, H, OH		
4.1 (C) See Figure 1.X	HSS square groove butt joint	Bend	1G	F	Square butt groove weld	Thickness tested [excepted as modified by 4.7.2(3)]
			2G	F,H		
			5G	F,V,OH		
			2G, 5G	F,H,V,OH		
			6G	All, Including T,Y,K		

All other components of Table 4.1 remain the same.

Not for publication. This document is part of the NSF International standard development process. This draft text is for circulation for review and/or approval by a NSF Standards Committee and has not been published or otherwise officially adopted. All rights reserved. This document may be reproduced for informational purposes only.

[Note – the changes are illustrated below using ~~strikeout~~ for proposed removal of existing text and **grey** highlights to indicate the proposed new text. ONLY the highlighted text and ~~strikeout~~ text is within the scope of this ballot. Rationale Statements are in **RED** and only used to add clarity; these statements will NOT be in the finished publication]

NSF International Standard/
American National Standard

Detergent and chemical feeders for commercial spray-type dishwashing machines

.
.
.

5 Design and construction

This section contains design and construction requirements for equipment covered within the scope of this Standard.

.
.
.

5.1 General

Feeders shall automatically dispense additives to maintain the recommended concentration ~~in the pre-wash, wash, pumped rinse, or final rinse.~~

When installed according to the manufacturer's instructions, the feeder shall prevent uncontrolled siphonage or discharge of chemicals ~~into the prewash, wash, pumped rinse or final rinse~~ **additives**.

Rationale: When a feeder is used, it is required to dispense the proper concentration regardless of which compartment it is dispensed into. Changing the term 'chemicals' to 'additives' is consistent with terminology in the preceding section, and in section 1.2 and Scope.

.
.
.

5.5 Openings

5.5.1 Openings shall be located in a position protected from splash, spillage, ~~or~~ **and** overhead drippage.

Rationale: this language adds clarity regarding the use of the terms "or" versus "and"

Tracking number 61i135r1
© 2017 NSF

Revision to NSF/ANSI 61 – 2016
Issue 135 Revision 1 (May 2017)

Not for publication. This draft text is for circulation for approval by the Joint Committee on Drinking Water Additives – System Components and has not been published or otherwise officially promulgated. All rights reserved. This document may be reproduced for informational purposes only.

[Note – the changes are seen below using strikeout for removal of old text and gray highlights to show the suggested text. ONLY the highlighted text is within the scope of this ballot.]

NSF/ANSI Standard for Drinking Water System Components – Health Effects

5 Barrier materials

5.1 Scope

The requirements of this section apply to products and materials intended to form a barrier providing containment of drinking water or to prevent drinking water contact with another surface. The products and materials that are covered include, but are not limited to: coatings and paints applied to fittings, pipes, mechanical devices and non residential storage tanks including the interior surface of tank covers; linings, liners, bladders and diaphragms; and constituents of concrete and cement-mortar (e.g., Portland and blended hydraulic cements, admixtures, sealers, and mold release agents). These products and materials can be field-applied, factory-applied, precast, or cast in place.

Concrete aggregate sampling is required only if the method for testing for individual concrete components is used. Aggregate sampling is not required if concrete cylinders are tested for the constituents in Portland and hydraulic cements.

5.7 Normalization

5.7.1 Normalization for tanks/storage vessels

5.7.1.1 The following equation shall be used to calculate the normalized concentration of each contaminant for tanks or other storage vessels:

$$\begin{array}{l} \text{normalized} \\ \text{contaminant} \\ \text{concentration} \end{array} = \begin{array}{l} \text{laboratory} \\ \text{contaminant} \\ \text{concentration} \end{array} \times \frac{SA_F}{V_F} \times \frac{V_L}{SA_L} \times \frac{24 \text{ h}}{\text{hours of exposure}}$$

where:

SA_F/V_F = Surface area to volume ratio for the specified tank capacity, as defined in Table 5.6

SA_L = Surface area exposed in the laboratory

V_L = Volume of extraction water used in the laboratory

When the length of the exposure being normalized is other than 24 h in length, the normalized value shall be adjusted to reflect a 24-h exposure.

Products used as barriers for tanks or storage vessels shall use the surface area-to-volume ratios shown in Table 5.6. Surface area-to-volume ratios for products used as barriers in tanks or storage vessels with a

Tracking number 61i135r1
© 2017 NSF

Revision to NSF/ANSI 61 – 2016
Issue 135 Revision 1 (May 2017)

Not for publication. This draft text is for circulation for approval by the Joint Committee on Drinking Water Additives – System Components and has not been published or otherwise officially promulgated. All rights reserved. This document may be reproduced for informational purposes only.

capacity other than those shown in Table 5.6 shall be determined on a case-by-case basis, as described in 5.7.1.2.

NOTE — Due to the potential for condensation to form on the interior surfaces of water storage tank and reservoir covers, which may leach contaminants and then drip into the water tank or reservoir, the interior surface of these covers shall be considered water contact materials. Table 5.6 and 5.7.1.2 thus include the surface area of the roof (ceiling) in the calculation of the water contact surface area to volume ratio of the tank or storage vessel.

.
.
.

Tracking number 61i136r1
© 2017 NSF

Revision to NSF/ANSI 61 – 2016
Issue 136 Revision 1 (May 2017)

Not for publication. This draft text is for circulation for approval by the Joint Committee on Drinking Water Additives – System Components and has not been published or otherwise officially promulgated. All rights reserved. This document may be reproduced for informational purposes only.

[Note – the changes are seen below using strikeout for removal of old text and gray highlights to show the suggested text. ONLY the highlighted text is within the scope of this ballot.

NSF/ANSI Standard for Drinking Water System Components – Health Effects

.
.
.

4 Pipes and related products

.
.
.

4.5.2 Preparation of test samples

4.5.2.1 To the extent possible, test samples shall be prepared so that the laboratory surface-area-to-volume ratio is equal to or greater than the surface-area-to-volume ratio at which the product is intended to be used in the field. When the use of test assemblies is required, they shall be constructed in a manner as to not cover an otherwise wetted surface. Test assembly end closures that marginally increase the volume of the test assembly beyond the volume at which the product is intended to be used in the field may be used. Components and materials added to the test sample to form the test assembly shall be present in the control sample.

Rationale: This is to acknowledge that for products with volumes greater than 1 L and needing a test assembly to close the exposure and/or to cover not normally wetted surfaces, the test assembly may add some additional water to the exposure. Also, general requirements about test assemblies and the use of controls has been moved to this section.

4.5.2.1.1 For the evaluation of metal and metal containing product samples that are connected to pipe or tubing products under normal installation conditions (e.g., fittings), the samples shall be attached to lengths of pipe or tubing of the appropriate nominal diameter. ~~Plugs shall not be used in a manner that cover an otherwise wetted surface.~~ The exposed surface area-to-volume ratio of the fitting test sample shall represent a percentage of the total exposed surface area (test sample plus the attached pipe or tubing) that is equal to the percentage specified in the Table 4.5 normalization assumptions ($\pm 5\%$) (e.g., 94.2 to 189.0 cm²/L (55.3 to 110.9 in²/gal) for nominal half inch pipe which is part of a flexible or rigid piping system respectively). ~~The pipe or tubing material used in the test assembly shall be present in the method blank as required in Annex B, section B.2.8.1.~~

Rationale: Requirements moved to Section 4.5.2.1

Assemblies should be made of relatively inert materials and designed in a manner which eliminates or minimizes the occurrence of the same contaminant being present in the control and the test sample whenever possible. The control shall be made of the same material and exposed at the same surface area to volume ratio as the test sample.

Threaded products shall be assembled by threading a pipe material which has been cut to an appropriate length equal to the $V_{F(\text{static})}$. For products being tested which are less than a liter, the attached pipe volume combined with the product volume shall be equal to 1 L ($\pm 5\%$) for the test sample. When preparing a product which has a soldered joint, the control shall be prepared using the same solder and extension material as the test sample. Products with quick connect fitting ends are most easily assembled by attaching polyethylene tubing, cut to the appropriate length and diameter using the same polyethylene tubing for the control.

Tracking number 61i136r1
© 2017 NSF

Revision to NSF/ANSI 61 – 2016
Issue 136 Revision 1 (May 2017)

Not for publication. This draft text is for circulation for approval by the Joint Committee on Drinking Water Additives – System Components and has not been published or otherwise officially promulgated. All rights reserved. This document may be reproduced for informational purposes only.

Non-metal and copper (C12200) product samples that are connected to pipe or tubing products under normal installation conditions (e.g., fittings) may be prepared as described for metal and metal containing product samples. Non-metal containing products and copper (C12200) may also be prepared so that the laboratory surface area-to-volume ratio is equal to or greater than the surface area-to-volume ratio at which the product is intended to be used in the field.

Components (e.g., gaskets or “O” rings) of a fitting that are wetted under normal operating pressures but are not wetted under the conditions of a static exposure shall be tested separately from the assembly in an “in vessel” exposure. The laboratory surface area for the “in vessel” exposure shall be a minimum of ten-fold greater than the wetted surface area of the product to ensure that the reporting level of the analysis, when normalized, is equal to or less than the pass/fail criteria for all contaminants. The result of the “in vessel” exposure shall then be normalized to the applicable surface area of the product.

4.5.2.2 Unless the manufacturer’s instructions direct otherwise, test samples shall be rinsed in cold tap water until any extraneous debris or contamination that occurred during shipping and handling is removed. The samples shall then be rinsed in reagent water that meets the requirements of Annex B, section B.9.2.1.

4.5.2.3 If the exterior surface of a product is to be exposed, all markings that are not integral to the product (e.g., ink markings) shall be removed.

4.5.2.4 When the test sample contains internal threaded outlets, 75% of the threaded surface area shall be covered by insertion of a threaded component of the appropriate diameter to produce a watertight seal.

.
.
.

Annex B (normative)

Product/material evaluation

.
.
.

B.2 General evaluation requirements

.
.
.

B.2.8 Exposure conditions

~~B.2.8.1 Method blanks~~

~~Method blanks shall be prepared using the same reagent and in the same manner as product samples, but no product shall be added. An uncoated substrate, as applicable, shall be included. Method blanks shall be processed with all samples.~~

~~B.2.8.2 Method standards~~

~~Method standards shall be prepared along with all samples. Method standards are prepared in the same manner as method blanks, except a known amount of the expected contaminant is added.~~

B.2.8.1 Control Samples

Exposure controls shall be prepared using the same extraction water and in the same manner as product samples, but no product shall be added. Any uncoated substrate or other non-product components or materials of test assemblies shall be included. Exposure controls shall be processed with all samples.

Tracking number 61i136r1
© 2017 NSF

Revision to NSF/ANSI 61 – 2016
Issue 136 Revision 1 (May 2017)

Not for publication. This draft text is for circulation for approval by the Joint Committee on Drinking Water Additives – System Components and has not been published or otherwise officially promulgated. All rights reserved. This document may be reproduced for informational purposes only.

The control samples shall be evaluated for all target analysis as the product samples. The results for the control samples analysis shall be subtracted from the results for the corresponding product sample analysis prior to normalization.

Rationale: The following revision is proposed to clarify need and use of exposure controls and simplifies the terminology regarding "Method blanks" and Method standards" to apply only to the analytical methodologies.

B.2.8.32 Sequential exposure

.

B.4 Mechanical devices

.

B.4.2 Sample preparation

Prior to conditioning and exposure, the samples shall be washed as described in Annex B, section B.2.4, unless the manufacturer's instructions direct otherwise. When required, the device shall be properly prepared per the manufacturer's recommendations.

B.4.2.1 To the extent possible, test samples shall be prepared so that the laboratory surface-area-to-volume ratio is equal to or greater than the surface-area-to-volume ratio at which the product is intended to be used in the field. When the use of test assemblies is required, they shall be constructed in a manner as to not cover an otherwise wetted surface. Test assembly end closures that marginally increase the volume of the test assembly beyond the volume at which the product is intended to be used in the field may be used. Components and materials added to the test sample to form the test assembly shall be present in the control sample.

Rationale: This is to acknowledge that for products with volumes greater than 1 L and needing a test assembly to close the exposure and/or to cover not normally wetted surfaces, the test assembly may add some additional water to the exposure. Also, general requirements about test assemblies and the use of controls has been moved to this section.

B.4.2.2 Metal and metal-containing product samples that are connected to pipe or tubing products under normal installation conditions shall be attached to lengths of pipe or tubing of the appropriate nominal diameter for the extraction test. ~~Plugs shall not be used in a manner that cover an otherwise wetted surface.~~ When preparing a test sample in this manner, the assembly shall be designed such that the volume of the test sample plus the attached pipe or tubing is equal to the $V_{F(\text{static})}$ for the product when the unit volume exceeds 1 liter. If the unit volume of the product being tested is less than 1 liter, the attached pipe volume combined with the product volume shall be equal to 1 L ($\pm 5\%$) for the test sample. ~~The pipe or tubing material used in the assembly shall also be present in the method blank as required in Annex B, section B.2.8.1.~~

Rationale: Requirements moved to Section B.4.2.2

When the test sample contains internal threaded outlets, 75% of the threaded surface area(s) shall be covered by insertion of a threaded component of the appropriate diameter to produce a watertight seal. The threaded component shall also be present in the control sample method blank (see Annex B, section B.2.8.1).

Tracking number 61i136r1
© 2017 NSF

Revision to NSF/ANSI 61 – 2016
Issue 136 Revision 1 (May 2017)

Not for publication. This draft text is for circulation for approval by the Joint Committee on Drinking Water Additives – System Components and has not been published or otherwise officially promulgated. All rights reserved. This document may be reproduced for informational purposes only.

Rationale: Changing the terminology from 'method blank' to 'control sample'

Assemblies should be made of relatively inert materials and designed in a manner that eliminates or minimizes the occurrence of the same contaminant being present in the control and the test sample whenever possible. The control shall be made of the same material and exposed at the same surface area to volume ratio as the test sample.

Threaded products shall be assembled by threading a pipe material which has been cut to an appropriate length equal to the $V_{F(\text{static})}$. For products being tested that are less than 1 liter, the attached pipe volume combined with the product volume shall be equal to 1 L ($\pm 5\%$) for the test sample. When preparing a product which has a soldered joint, the control shall be prepared using the same solder and extension material as the test sample. Products with quick connect fitting ends are most easily assembled by attaching polyethylene tubing, cut to the appropriate length and diameter using the same polyethylene tubing for the control.

Non-metal product samples that are connected to pipe or tubing products under normal installation conditions may be prepared as described for metal and metal-containing product samples. Non-metal containing products may also be prepared so that the laboratory surface area-to-volume ratio is equal to ($\pm 5\%$) or greater than the surface area-to-volume ratio at which the product is intended to be used in the field.

Components (e.g., gaskets or "O" rings) of a mechanical device that are wetted under normal operating pressures but are not wetted under the conditions of a static exposure shall be tested separately from the assembly in an "in vessel" exposure. The laboratory surface area for the "in vessel" exposure shall be, at a minimum, ten-fold greater than the wetted surface area of the product to ensure that the reporting level of the analysis, when normalized, is equal to or less than the pass/fail criteria for all contaminants. The result of the "in vessel" exposure shall then be normalized to the applicable surface area of the product.

.
.
.

B.5 Mechanical plumbing devices

.
.
.

B.5.4 Exposure

.
.
.

~~B.5.4.3 Method blanks~~

~~Method blanks are prepared using the same reagents and in the same manner as samples, but no sample is added. An uncoated substrate, as applicable, shall be included. Method blanks shall be processed with all samples.~~

~~B.5.4.4 Method standards~~

~~Method standards shall be prepared along with all samples. Method standards are prepared in the same manner as method blanks, except a known amount of the expected contaminants is added.~~

Rationale: Terminology updated above in B.2 and does not need to be repeated in B.5

.
.
.

BSR/UL 1063, Standard for Safety for Machine-Tool Wires and Cables

PROPOSALS

1. Odd Conductor Size, Revised Table 6.2

Note from the STP Project Manager: Table 6.2 has been truncated to show new conductor sizes between 22 and 4 AWG. The remainder of the table is unchanged.

Table 6.2

Cross-sectional areas of conductors

Conductor size, AWG or kcmil	Nominal		Minimum acceptable	
	cmil	mm ²	cmil	mm ²
22	700	0.355	686	0.348
<u>21</u>	<u>812</u>	<u>0.412</u>	<u>796</u>	<u>0.404</u>
20	1020	0.519	1000	0.507
<u>19</u>	<u>1290</u>	<u>0.653</u>	<u>1264</u>	<u>0.641</u>
18	1620	0.823	1571	0.798
<u>17</u>	<u>2050</u>	<u>1.04</u>	<u>2009</u>	<u>1.02</u>
16	2580	1.31	2528	1.28
<u>15</u>	<u>3260</u>	<u>1.65</u>	<u>3195</u>	<u>1.62</u>
14	4110	2.08	4028	2.04
<u>13</u>	<u>5180</u>	<u>2.63</u>	<u>5076</u>	<u>2.58</u>
12	6530	3.31	6399	3.24
<u>11</u>	<u>8230</u>	<u>4.17</u>	<u>8065</u>	<u>4.09</u>
10	10380	5.261	10172	5.16
<u>9</u>	<u>13090</u>	<u>6.631</u>	<u>12828</u>	<u>6.50</u>
8	16510	8.367	16180	8.20
<u>7</u>	<u>20820</u>	<u>10.55</u>	<u>20404</u>	<u>10.34</u>
6	26240	13.30	25715	13.03
<u>5</u>	<u>33090</u>	<u>16.77</u>	<u>32428</u>	<u>16.43</u>
4	41740	21.15	40905	20.73

2. Update of ASTM References, Revised 26.3 and Revised Note a in Table 6.4, and Table 6.5

26.3 One of the specimens is to be aged in a full-draft circulating-air oven that complies with the Standard Test Method for Rubber—Deterioration in an Air Oven, ASTM D573-88, the Standard Specification for Forced-Convection Laboratory Ovens for Evaluation of Electrical Insulation, ASTM D5423, and the Standard Test Methods for Forced-Convection Laboratory Ovens for Evaluation of Electrical Insulation, ASTM D5374 D-2436-85 (100 - 200 fresh-air changes per hour) operating for the time and at the temperature specified for the insulation whose surface is printed and is then to be removed from the oven and kept in still air to cool to room temperature for 60 min before being tested. The one remaining specimen is to rest for at least 24 h in still air at $23.0 \pm 5.0^{\circ}\text{C}$ ($73.4 \pm 9.0^{\circ}\text{F}$) before being tested.

Note from the STP Project Manager: Table 6.4 has been truncated and highlights the proposed change to footnote a.

Table 6.4

Percentage increase (k) in weight for type of strands

Construction of conductor				k	
(see 8.1)					
^a Includes the following single-bunch constructions included in ICEA requirements but not in <u>the Standard Specification for Rope-Lay Stranded Copper Conductors Having Bunch Stranded Member, for Electrical Conductors</u> , ASTM D172 –71 (R1985) under Classes I, K, and M.					
	Number of strands in single bunch				
	AWG size	Class I	Class K		Class M
	14	-	41		104
	12	-	65		
	10	26	104		
	8	41			
	6	65			
^b Values other than 2 percent are used. See 6.6.7 for the method of calculation.					

Note from the STP Project Manager: Table 6.5 has been truncated and highlights the proposed change to the footnote a.

Table 6.5

Stranding and diameters of compressed round concentric-lay conductors for nonflexing service

Conductor size, AWG or kcmil	Minimum number of strands	ASTM class of stranding (not a requirement)	Z Minimum		Y Maximum	
			mils	mm	mils	mm
^a A class designation is not assigned to this conductor. The conductor is a concentric-lay-stranded construction and is designated as Size 22 - 7 in the American Society for Testing and Materials "Standard Specification for Copper Conductors for Use in Hookup Wire for Electronic Equipment," ASTM B286 -95. The conductor is composed of strands 10 mils or 0.254 mm in diameter (30 AWG).						

3. Marking of Other Organization's Information, Deleted 31.1, Revised 31.2, 31.3

31 Current and Temperature Markings

~~31.1 ACCEPTABLE SURFACE MARKING—An authorized Canadian Standards Association (CSA) type designation that includes numbers indicative of a temperature rating may be surface marked on a wire or cable in addition to the markings required in this Standard. The CSA designation shall be clearly associated with CSA and clearly separated by "or", a dash, or a wide space from the legend required in this Standard.~~

31.2 UNACCEPTABLE TAG, REEL, OR CARTON MARKING - Any designation that is other than as described in 31.1 and is indicative, but incompletely so of the meaning of the National Electrical Code/ NFPA 79 type letters for a wire or cable shall not be marked in words on or in the wire or cable or on any tag, reel, or carton for the wire or cable. For example, the temperature rating "90 C dry, 75 C wet", the current rating "30 amps" or "30 A", and the wording "heat resistant" are precluded from a 10 AWG copper Type MTW wire because, although they are suggestive of the meaning of the type letters, these designations taken alone or together do not account for the type of circuit, the number of conductors, the ambient temperature, and other influences whose consideration is necessary in determining the correct maximum current for the wire in a particular installation. Such determination can be made only by using the factors found for the wire type in the NFPA 79.

31.3 ACCEPTABLE TEMPERATURE THREAD AND TAG, REEL, OR CARTON MARKING - In the case of a National Electrical Code/ NFPA 79 type of wire or cable that is additionally acceptable for a use(s) not covered by the National Electrical Code/ or NFPA 79, a temperature marker thread is acceptable and the tag, carton, or reel marking may include the temperature rating(s) applicable to the non-NEC/NFPA 79 use(s) provided that the manner of marking each such temperature rating:

- a) Clearly ties the rating to the specific non-NEC/NFPA 79 use to which it applies, and
- b) Clearly separates the rating from any NEC/NFPA 79 type.

For example, a marking such as "NEC/NFPA 79 Type _____ C AWM CSA Type _____ C" is not acceptable but NEC Type _____. For use as appliance-wiring material rated ____ C. CSA Type _____ rated ____ C." is acceptable.